

An aerial photograph of a tropical beach and high-rise buildings. The beach is on the left, with people and umbrellas. The ocean is a vibrant turquoise. On the right, several modern high-rise buildings with glass facades and balconies are visible. A large teal graphic overlay, consisting of a grid of lines, is positioned over the buildings and extends towards the beach. In the center, there is a white rectangular box with a black border containing the event information.

GRC


SUMMIT 2023

MIAMI, JUNE 14 & 15

Hosted by **MetricStream**

EXPERIENCE
the Power of Connection

Future of GRC is **CONNECTED**



COGNITIVE

From Data to Decision Making

- *Understanding, Reasoning & Learning*
- *AI Infused Workflows & Decision Making*
- *Risk Quantification*



CONTINUOUS

From Workflows to Hyper Automation

- *Continuous Control Monitoring*
- *Continuous Audits & Assessments*
- *Content Integrations*



CLOUD

Next level of Simplicity

- *On-Demand, Self-Service and Secure*
- *Rapid Elasticity and Scalability*
- *Low-Code / No-Code SaaS Platform*

CONNECTEDGRC

BUSINESSGRC

CYBERGRC

ESGRC

Low-Code / No-Code GRC Platform



COGNITIVE



CONTINUOUS



CLOUD

CONNECTEDGRC

BUSINESSGRC

Integrated Risk, Compliance, Audit

- Enterprise / Operational Risk
- Operational Resilience
- Internal Audit
- Business Continuity
- Third-party Risk
- Regulatory Compliance
- Policy Management
- Regulatory Change
- Regulatory Engagement
- Case & Incident

CYBERGRC

Safeguard Against IT & Cyber Risks

- IT & Cyber Policy
- IT & Cyber Compliance
- IT & Cyber Risk
- IT Vendor Risk
- Business Continuity

ESGRC

Enable Growth with Purpose

- Disclosure Reporting
- Metrics Management
- Assessments & Certifications

Low-Code / No-Code GRC Platform



COGNITIVE



CONTINUOUS



CLOUD



EUPHRATES

October 2022




Enhanced GRC Low-Code / No-Code

Oct 2022



Hyper-configured CyberGRC & ESGRC

Feb 2023



AiSPIRE Knowledge Centric GRC

Jun 2023



Autonomous Cloud Risk & Compliance

Nov 2023



Revolutionary User Centric Experience

Mar 2024



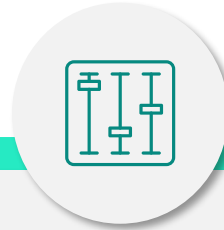
Launching Today



AiSPIRE



A Large global bank has
500+ analysts
conducting 10K+ annual
assessments and tests



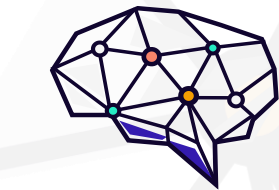
Consistently recorded
~95% pass rate of control
tests / assessments



Contradicting the fines,
law-suits and customer
complaints face by the
bank



ConnectedGRC



MetricStream

AiSPIRE

IT & Cyber Risk,
Compliance



Enterprise Risk



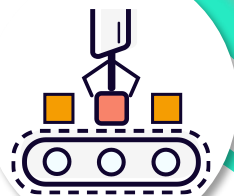
Third-party Risk



Operational Risk



Internal Audit



Regulatory Compliance



Enterprise & Operational Risk

Regulatory Compliance

Internal Audit

Finance & Internal Controls

HR

IT & Cyber



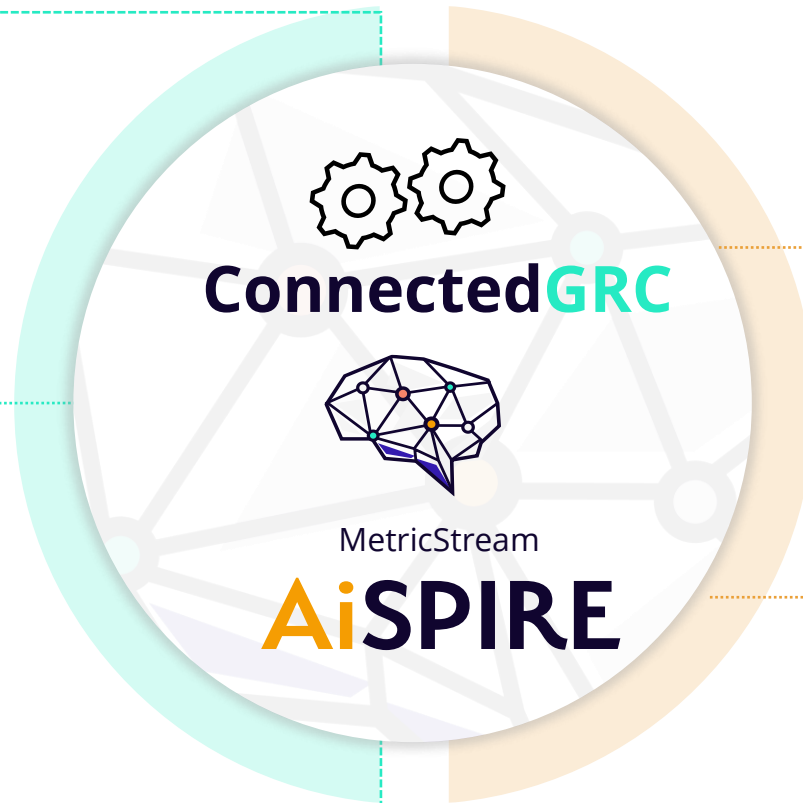
Process, Risk Control Libraries



Assessments, Tests



Issues



"What controls should be tested?"



"When should the controls be tested?"

MetricStream



Process, Risk
Control Libraries

ServiceNow

Archer



Assessments,
Tests

OneTrust

Auditboard

Any Other



Issues


ConnectedGRC



MetricStream

AiSPIRE



***“What** controls should
be tested?”*



***“When** should the controls be
tested ”*



**Get answers to questions
from your own data easily**

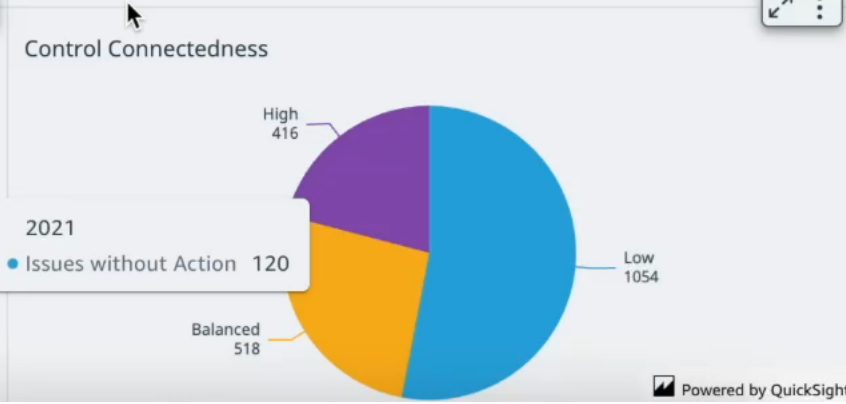
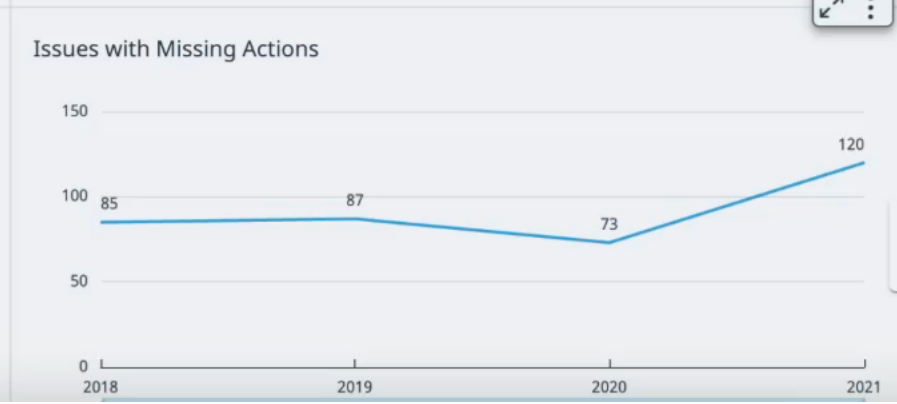
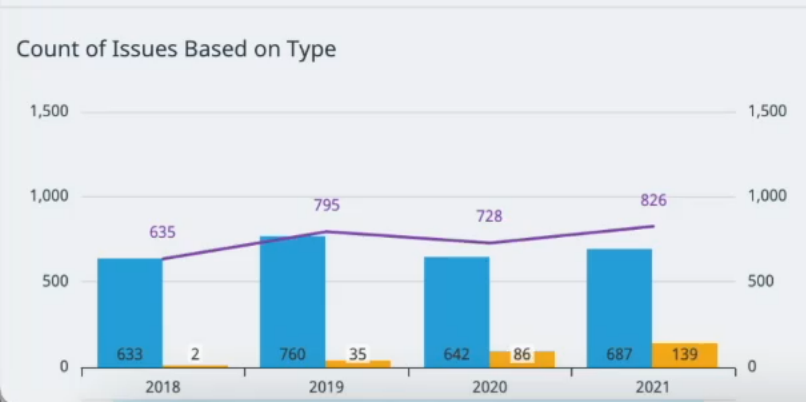
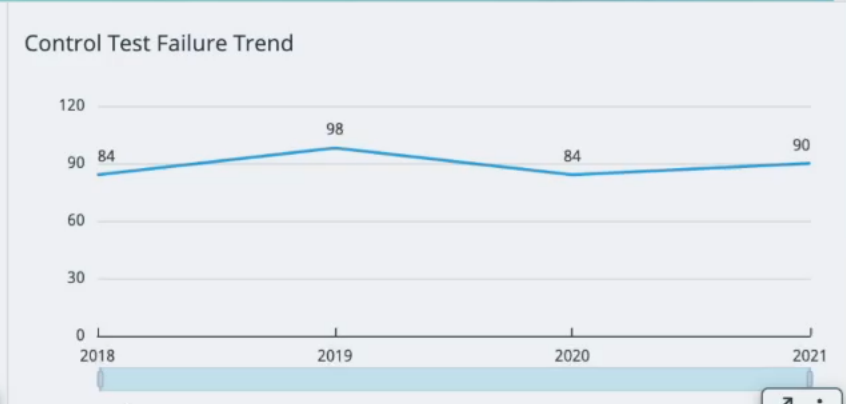
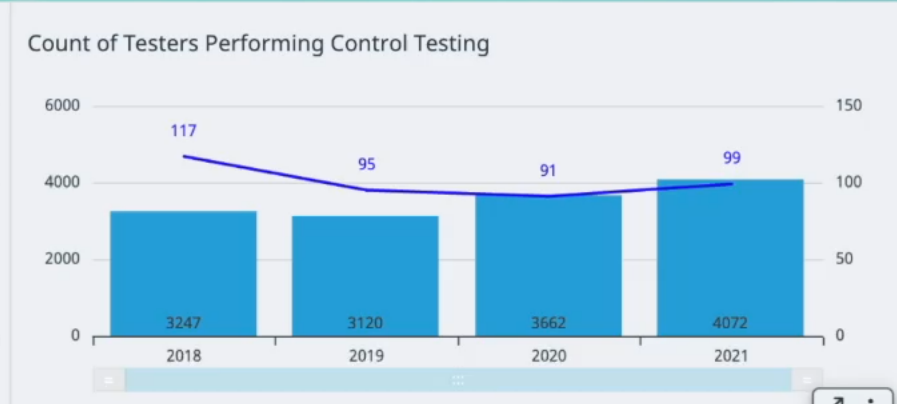
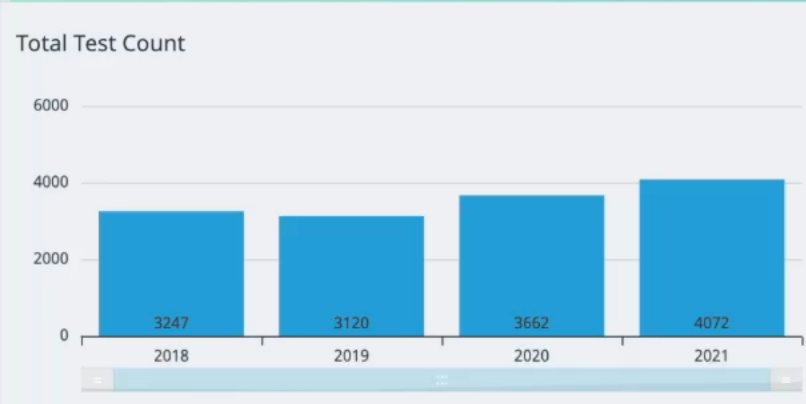
Ask Me Type a question about your data




Summary

Optimization Test Strategy

Analytics





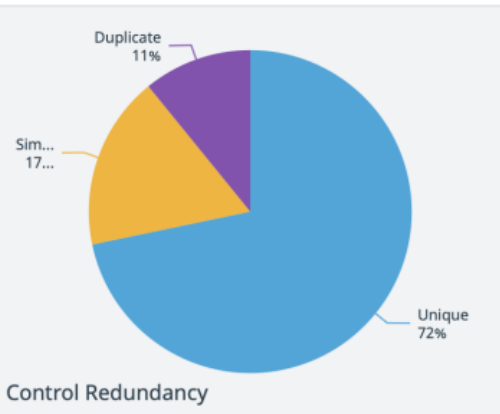
**Identify patterns of redundant
controls affecting testing
programs & resource utilization**

Ask Me Type a question about your data

Summary

Controls **Select LoB** All

Control Canvas



4.68% Controls are Duplicate within the **Same LoBs** and these Controls were tested **93 Times**

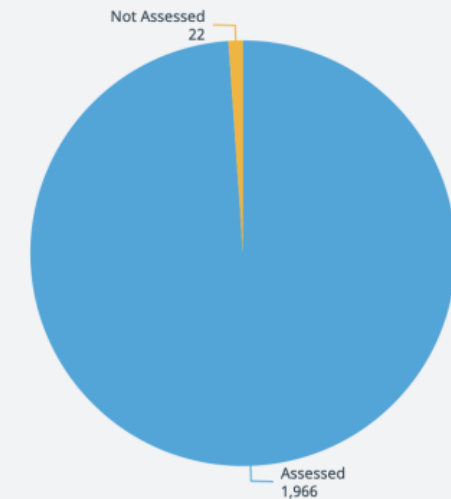
6.19% Controls are Duplicate across **Similar Risk Profile LoBs** and these Controls were tested **123 Times**

13.83% Controls are Similar within the **Same LoBs** and these Controls were tested **275 Times**

4.58% Controls are Similar across **Similar Risk Profile LoBs** and these Controls were tested **91 Times**

144 Detective/Preventive Category mismatched identified

Control Assessment



Duplicate & Similar Control Theme

AML/CTF Response and Monitoring 33	IFDS service report excellent. 10	Yukon records transa... 4	Teams e... 2	Retail lo... 2	Notice f... 2	Indepen... 2
	Standardized outsourcing governance frame... 6	IDM reduces nonauto... 4	GORM manages user... 2	CGI for o... 2	Base rate... 2	
	Define data sharing governance. 6	Valid journal entries a... 2	Estate accruals must ... 2	Comprehensive onb... 2	Analyzing earning... 2	
	Tsys protects clients' ... 2	Caybank CA for RCM. 2	<ORG> provides b... 2			

DUPLICATE CONTROLS WITHIN SAME LOB

Group	Insight	Control ID	Control Name
> CTRL- 1100956 (3)			
▼ CTRL-11000553 (2)			
	Duplicate Controls In Same Org	CTRL-11000553	Analysis of Service Reports(s) by Auditors<mask>
	Duplicate Controls In Same Org	CTRL-11000867	Analysis of Service Reports(s) by Auditors<mask>
> CTRL-11000765 (2)			
> CTRL-11000572 (3)			
> CTRL-11002856 (6)			
> CTRL-11001456 (2)			

Pivot Mode

Search...

- Insight
- Control ID
- Control Name
- Control Description
- Testing Frequency
- Due Date
- Test Result
- Duration (Days)

Row Groups

Primary Control ✕

Σ Values

Drag here to aggregate

Columns

Filters

Total Rows: **91** Selected: **1**

Ask Me Type a question about your data

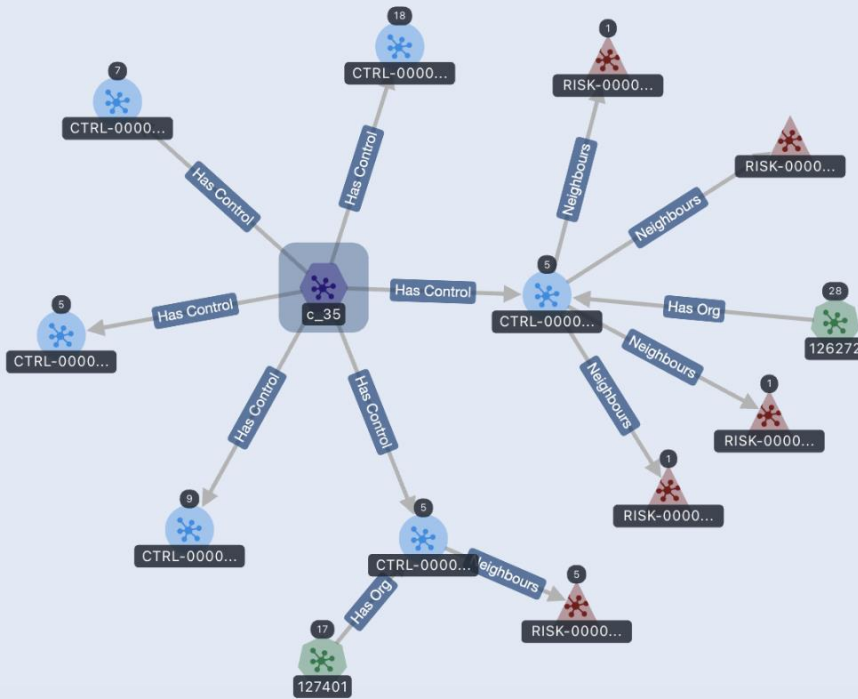


Summary | Recommendation | Detective/Preventive | Assessed/ Not Assessed | Control Testing | Failed Controls | Controls With Issues

Graph

Graph View

Layout Force Directed (F0Cose)



Details View

Theme
c_35

Neighbors (6)

- Controls 6

Properties

Node Id
c_35

Node Type
Theme

Id
c_35

Name
The Anti-Money Laundering (AML) Control Group is a specialized unit within an organization that is dedicated to ensuring compliance with AML laws, regulations, and internal policies.



Identify recurring **patterns of control weakness from Issues, Front line observations, Risk Events and Losses**

Signal Canvas

There are **6,332** Actions linked to a total of **3,511** issues

There are 3 issues that do not have any GRC Connections

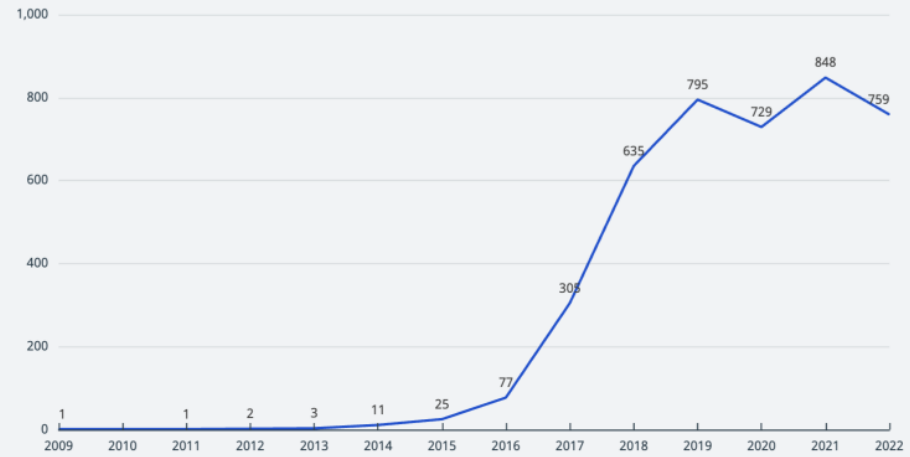
438 issues do not have any associated actions

Issue Connectedness
3,511 issues are linked with

- **3,063** Risks
- **2,292** Processes
- **2,131** Standards
- **705** Controls
- **449** Requirements
- **252** Products
- **20** Organizations

The Total count of issues based on the type are
3,232 with the type **Deficiency**
274 with the type **Risk Item**

Trending Issues



1,528 Actions are recommended for **112** issues, that are without any previous associated actions

699 control recommendations for **2,806** issues


83 Risk Recommendations for **474** issues

269 Duplicate issues are identified

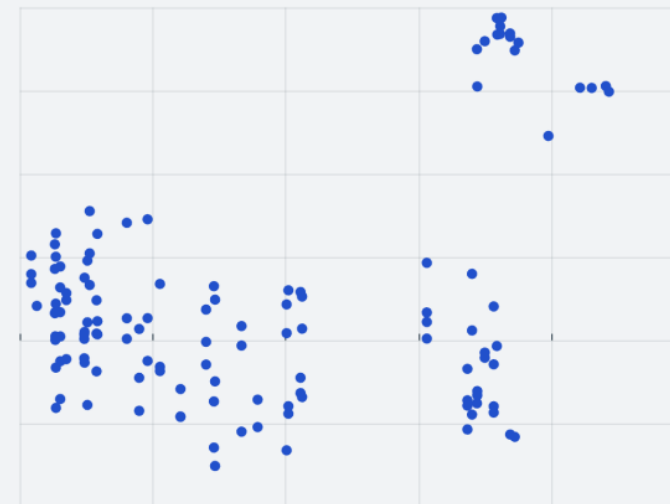
1,952 Similar issues are identified

Issue Themes

All



Issue Context



CONTROL RECOMMENDATIONS

Group	<input type="checkbox"/> Issue ID	Issue Title	Control Name	Submit	Issue Description
		<input type="text"/>	<input type="text"/>		<input type="text"/>
<input checked="" type="checkbox"/> CTRL-00002... (42)	<input type="checkbox"/>				
	<input type="checkbox"/> ISSUE-1100547	Inadequate risk assessment and identificatio...	Enhanced Risk Assessment and Cus...	Submit	Inadequate risk
	<input type="checkbox"/> ISSUE-000007...	<DATE_TIME> Reverse Mortgage Complianc...	<ORG> Flood and Appraisal Proced...	Submit	Three of ** (**%
	<input type="checkbox"/> ISSUE-000008...	Loan Pricing <mask>-***	<ORG> Flood and Appraisal Proced...	Submit	<mask> credit a
	<input type="checkbox"/> ISSUE-000010...	<DATE_TIME> Residential Construction Com...	<ORG> Flood and Appraisal Proced...	Submit	Finding: <mask>
	<input type="checkbox"/> ISSUE-000010...	<DATE_TIME> Residential Construction Com...	<ORG> Flood and Appraisal Proced...	Submit	Finding: <mask>
	<input type="checkbox"/> ISSUE-000010...	<DATE_TIME> <mask> <mask> Home Mortg...	<ORG> Flood and Appraisal Proced...	Submit	Finding: <mask>
	<input type="checkbox"/> ISSUE-000012...	<DATE_TIME> Flood Compliance - Preferred...	<ORG> Flood and Appraisal Proced...	Submit	"Finding: <mask

Columns
Filters

Total Rows: **2,883**



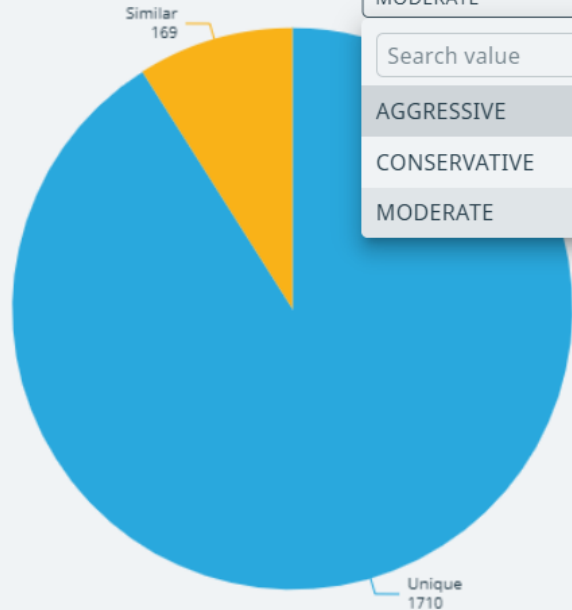
Auto-recommend Test Plans based on mined signals

Ask Me ▼ Type a question about your data



Summary Optimization Test Strategy

Control Rationalization



Optimization Strategy

MODERATE ▲

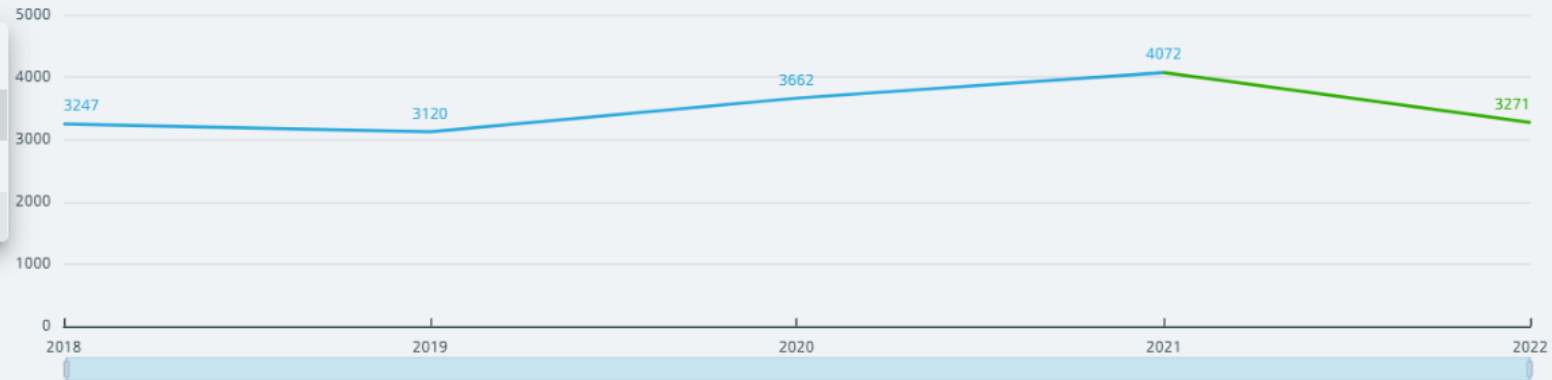
Search value 🔍

AGGRESSIVE

CONSERVATIVE

MODERATE

Control Test Rationalization



Savings Based on Optimization Strategy

Rationalization	Savings
Control Rationalization	Est savings \$579000 - \$1158000
Control Test Rationalization	Est savings \$801000 - \$1602000

Total Recurring Annual Savings:
\$1,380,000.00 - \$2,760,000.00

Total Control Count: **1988**

Post Optimization Control Count: **1795**

TEST PLAN RECOMMENDATIONS

Group	Control ID	Control Name	Curre...	Recommendation Ac...	Action
<div style="display: flex; justify-content: space-between;"> Search... Pivot Mode <input type="checkbox"/> </div>					
<ul style="list-style-type: none"> Personal Banking (3) Re-test (2) <li style="border: 1px solid #0070C0; padding: 2px;">Optimize (1) Mortgages (6) Optimize (6) 	<input type="text"/>	<input type="text"/>	<input type="text"/>		
	CTRL-1100178	Thorough Assessment ...	Quarterly	Schedule Control Test ...	Take Action
	CTRL-1100124	Sharing of Information t...	Quarterly	Schedule Control Test ...	Take Action
	CTRL-1100119	Ongoing Anti-Money L...	Quarterly	Once in 6 months	Take Action

Columns

- LOB
- Control ID
- Control Name
- Current Test Frequency
- Recommendation Actio
- Recommendation
- Action
- Mode

Filters

Row Groups

- LOB ✕
- Recommendation ✕

Σ Values

Drag here to aggregate

Total Rows: 274


Ask Me Type a question about your data

Configuration

Control Performance



Performance History




Risk Rating




Associated Library Updates

Signal Management



Issues / Frontline Observations




Risk Events




Internal / External losses


Network Intelligence



Performance History Of Similar Controls



LoBs With Similar Risk Profiles



Regulatory Changes

Before

3,000+

Controls

3,000+

Issues

5,000+

Control Tests Per Year



After

2,000+

Controls

2,000+

Issues

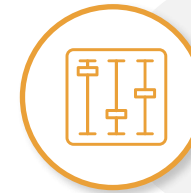
3,000+

Control Tests Per Year



20% - 40%

Reduction in Controls,
Tests and Costs



**Identify duplicate
controls,** control tests,
un-mapped controls



Spot **under-testing and over
testing** of controls and
automatically suggest tests





Enhanced Low-Code / No-Code GRC Cloud Platform

10X faster upgrades, deployment and change management

Low-Code



Rapid-Application Extensions

Groovy-based GRC Domain-Specific Language, Emery workflows, Business rules



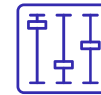
Upgrade-Safe

Customer-specific configurations retained to ensure faster and easier upgrades



IT Admin

No-Code



Application Personalization & Configuration

Infocenters, reports, dashboards, templates to personalize user experiences



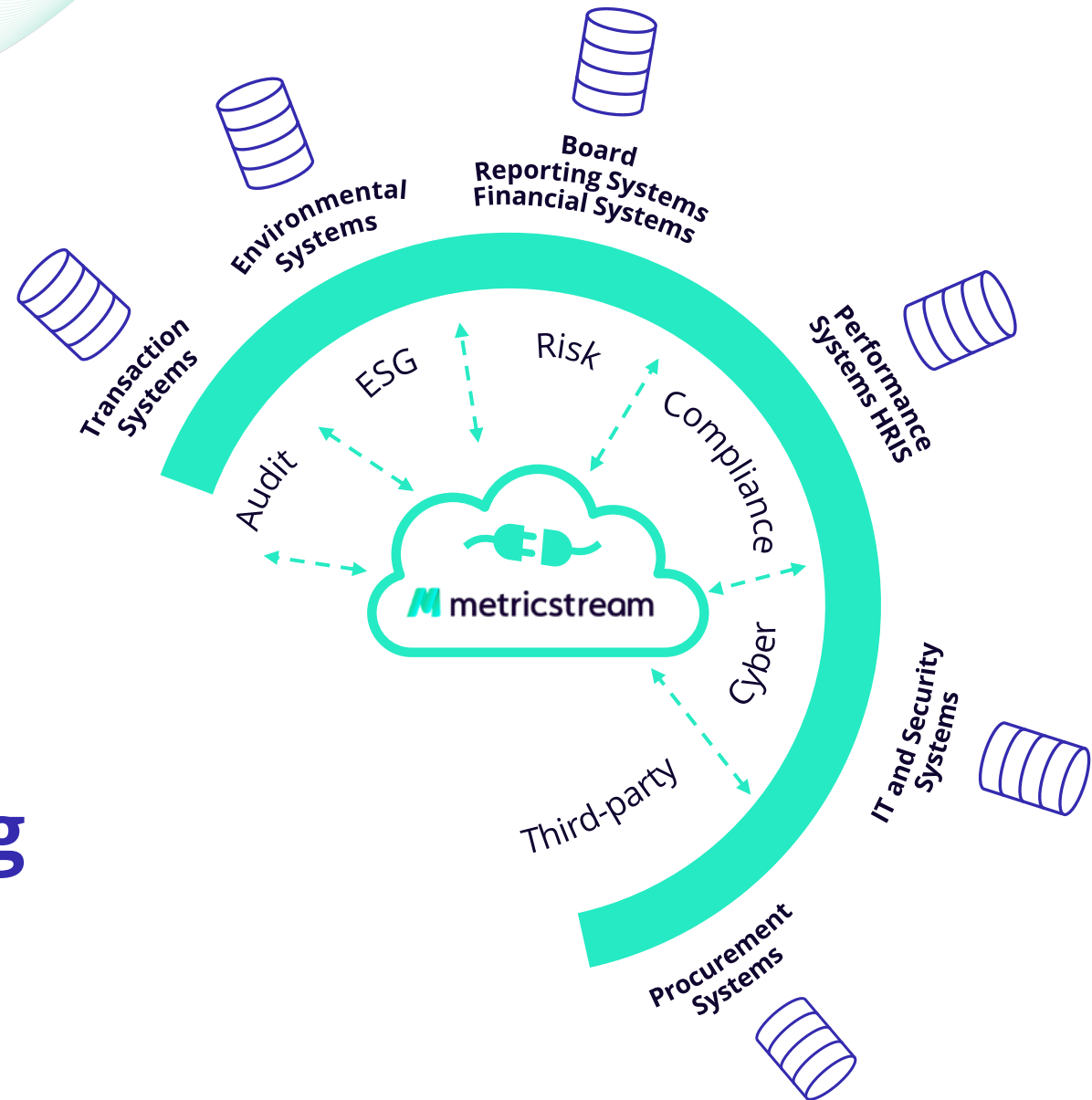
Easily Integrate, Export & Import Data

GRC APIs, Simple data upload utilities, Content Integration Service



Business Admin

200+ GRC APIs to Seamlessly Connect with Your Ecosystem for Monitoring, Assessments & Testing

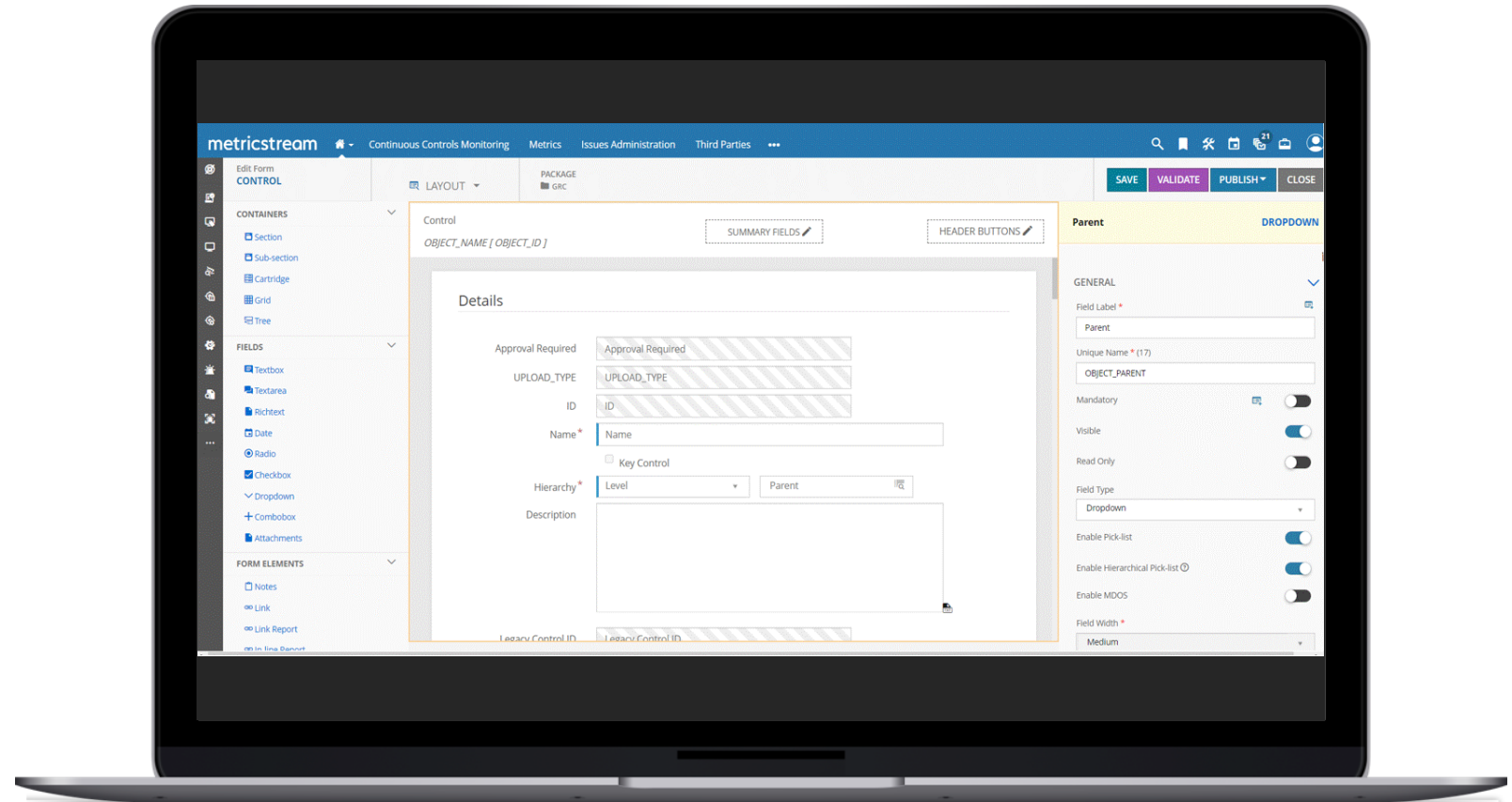


↑ **Faster Citizen Development**

↑ **Ease of Integration**

↓ **Cost of Upgrades**

↓ **Lines of code to maintain & upgrade**



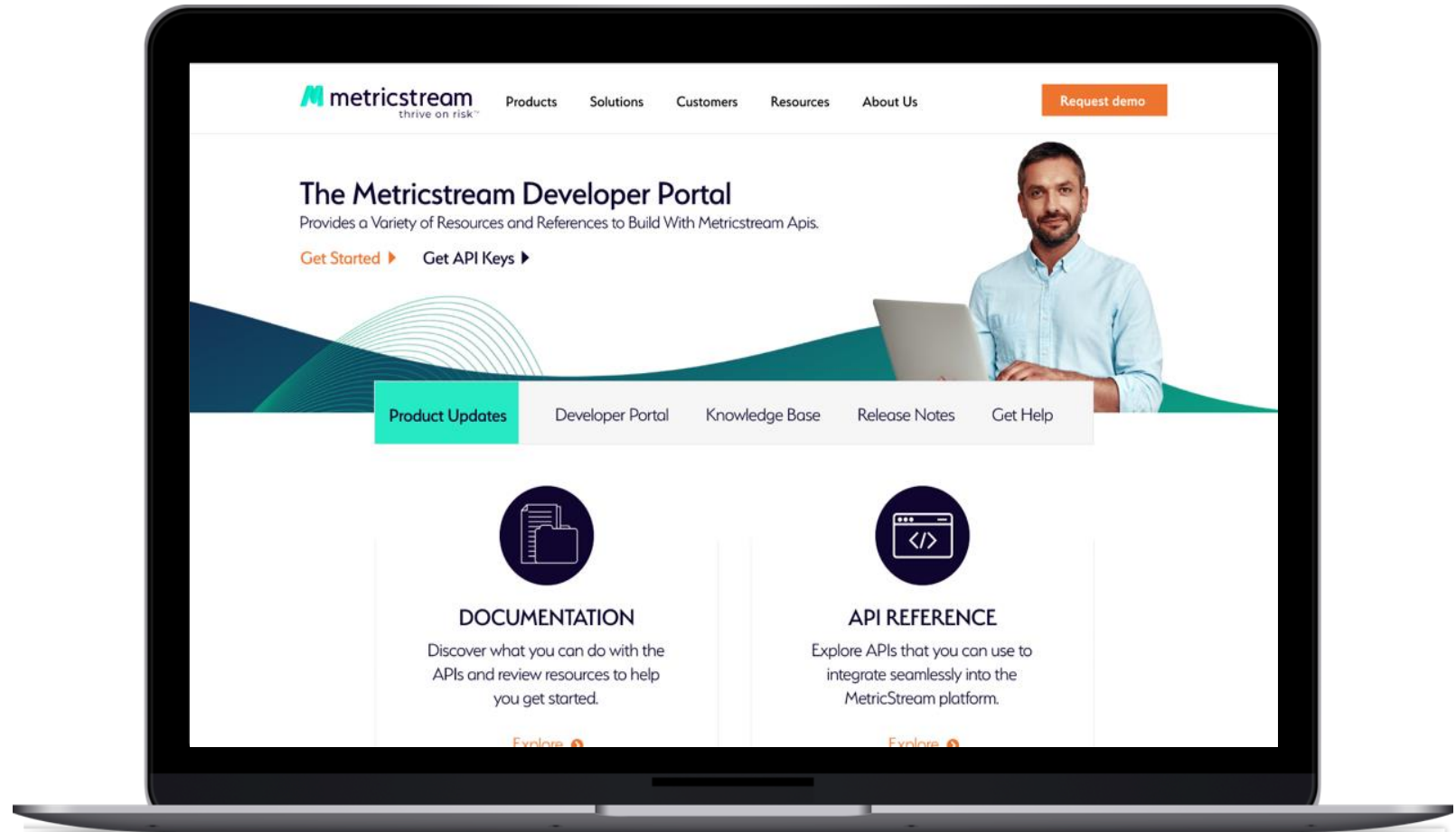
Easily Learn to Build & Configure GRC Applications

Community

- Users
- Customers
- Partners / Developers

Learning Materials

- Documentation
- API Reference Guides
- Videos
- Use Case Documents



Revolutionary User Centric Experience



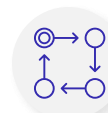
Full UI Framework uplift and 100+ journey level tweaks on a state of the art **React + D3 framework**



Explore & analyze data with **enhanced reporting & visualization**



Ease the adoption journey through **personalization**



Ramp up productivity with the new **simplified user journeys**



GRC

SUMMIT 2023

MIAMI, JUNE 14 & 15

Hosted by MetricStream

EXPERIENCE
the Power of Connection

Thank You