

An aerial photograph of a tropical beach and high-rise buildings. The beach is on the left, with people and umbrellas. The ocean is a vibrant turquoise. On the right, several modern high-rise buildings with glass facades and balconies are visible. A large teal graphic overlay, consisting of a grid of lines, is positioned over the buildings and extends towards the beach. In the center, there is a white rectangular box with a black border containing the event information.

# GRC

SUMMIT 2023

MIAMI, JUNE 14 & 15


Hosted by **MetricStream**

EXPERIENCE  
**the Power of Connection**





# Future of GRC is **CONNECTED**



## **COGNITIVE**

### ***From Data to Decision Making***

- *Understanding, Reasoning & Learning*
- *AI Infused Workflows & Decision Making*
- *Risk Quantification*



## **CONTINUOUS**

### ***From Workflows to Hyper Automation***

- *Continuous Control Monitoring*
- *Continuous Audits & Assessments*
- *Content Integrations*



## **CLOUD**

### ***Next level of Simplicity***

- *On-Demand, Self-Service and Secure*
- *Rapid Elasticity and Scalability*
- *Low-Code / No-Code SaaS Platform*

# CONNECTEDGRC

## BUSINESSGRC

*Integrated Risk, Compliance, Audit*

## CYBERGRC

*Safeguard Against IT & Cyber Risks*

## ESGRC

*Enable Growth with Purpose*

## Low-Code / No-Code GRC Platform



**COGNITIVE**



**CONTINUOUS**



**CLOUD**

# CONNECTEDGRC

## BUSINESSGRC

*Integrated Risk, Compliance, Audit*

- Enterprise / Operational Risk
- Operational Resilience
- Internal Audit
- Business Continuity
- Third-party Risk
- Regulatory Compliance
- Policy Management
- Regulatory Change
- Regulatory Engagement
- Case & Incident

## CYBERGRC

*Safeguard Against IT & Cyber Risks*

- IT & Cyber Policy
- IT & Cyber Compliance
- IT & Cyber Risk
- IT Vendor Risk
- Business Continuity

## ESGRC

*Enable Growth with Purpose*

- Disclosure Reporting
- Metrics Management
- Assessments & Certifications

## Low-Code / No-Code GRC Platform



**COGNITIVE**



**CONTINUOUS**



**CLOUD**



# EUPHRATES

October 2022




## Enhanced GRC Low-Code / No-Code

Oct 2022



## Hyper-configured BusinessGRC, CyberGRC & ESGRC

Feb 2023



## AiSPIRE Knowledge Centric GRC

Jun 2023



## Autonomous Cloud Risk & Compliance

Nov 2023



## Revolutionary GRC User Centric Experience

Mar 2024

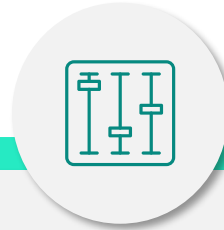


# Launching Today

# AiSPIRE



A Large global bank has  
500+ analysts  
conducting 10K+ annual  
assessments and tests



Consistently recorded  
~95% pass rate of control  
tests / assessments



Contradicting the fines,  
law-suits and customer  
complaints face by the  
bank



# ConnectedGRC



MetricStream

## AiSPIRE

IT & Cyber Risk,  
Compliance



Enterprise Risk



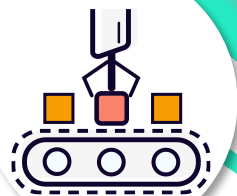
Third-party Risk



Operational Risk



Internal Audit



Regulatory Compliance



Enterprise & Operational Risk

Regulatory Compliance

Internal Audit

Finance & Internal Controls

HR

IT & Cyber



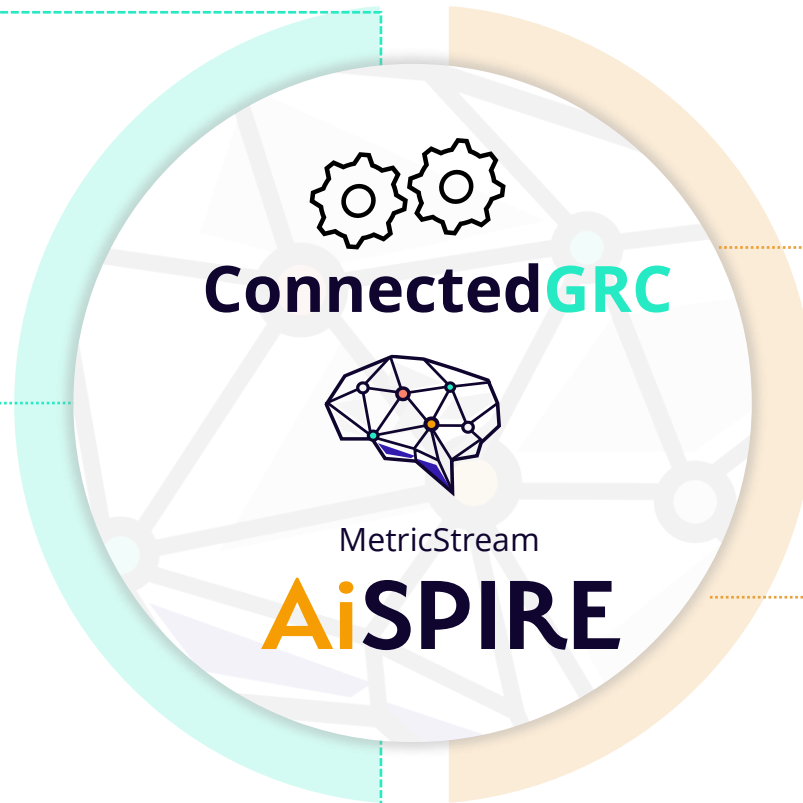
Process, Risk Control Libraries



Assessments, Tests



Issues



ConnectedGRC



MetricStream

AiSPIRE



*"What controls should be tested?"*



*"When should the controls be tested?"*

MetricStream

ServiceNow

Archer

OneTrust

Auditboard

Any Other



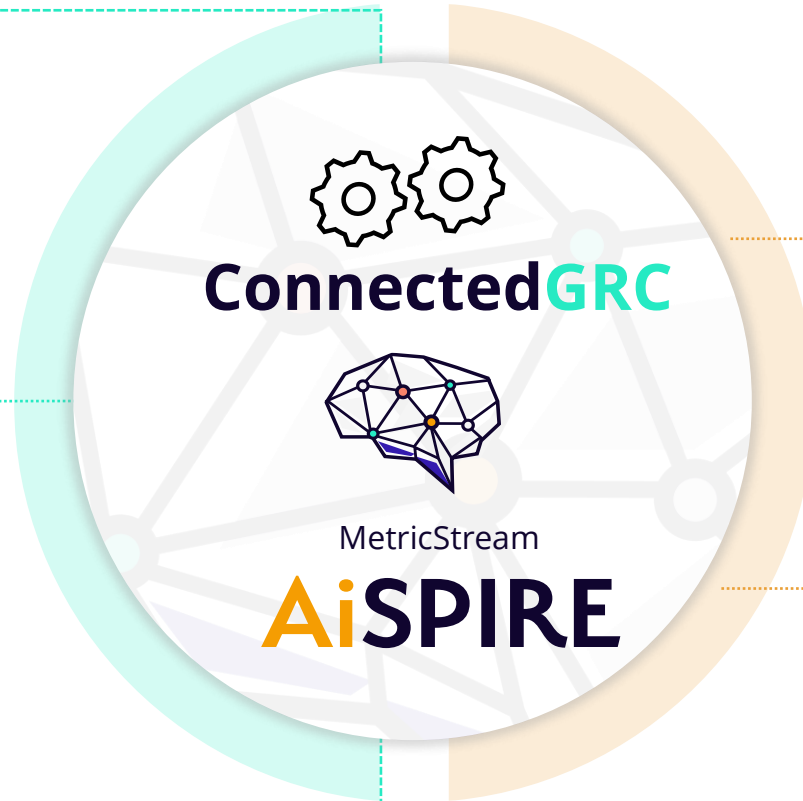
Process, Risk  
Control Libraries



Assessments,  
Tests



Issues



ConnectedGRC



MetricStream

AiSPIRE



***“What** controls should  
be tested?”*



***“When** should the controls be  
tested ”*



**Get answers to questions  
from your own data easily**

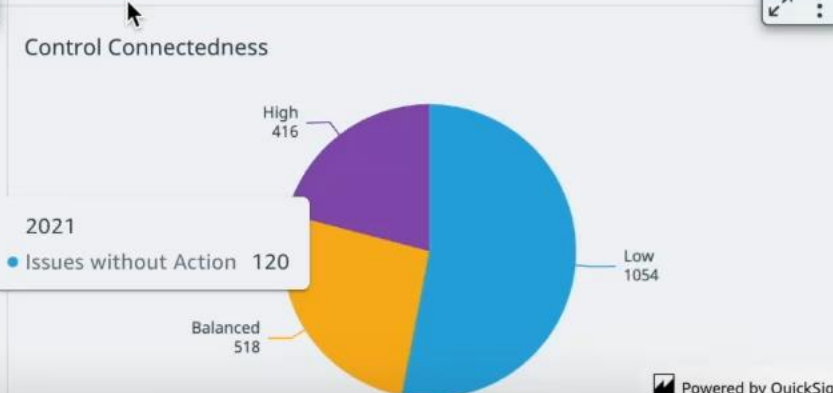
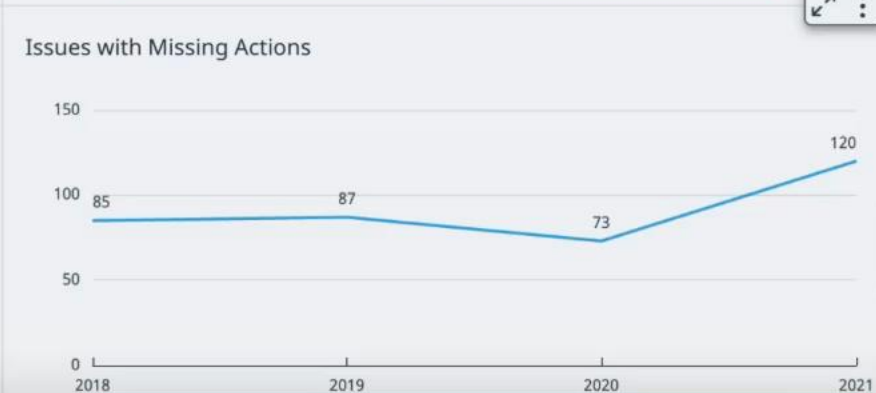
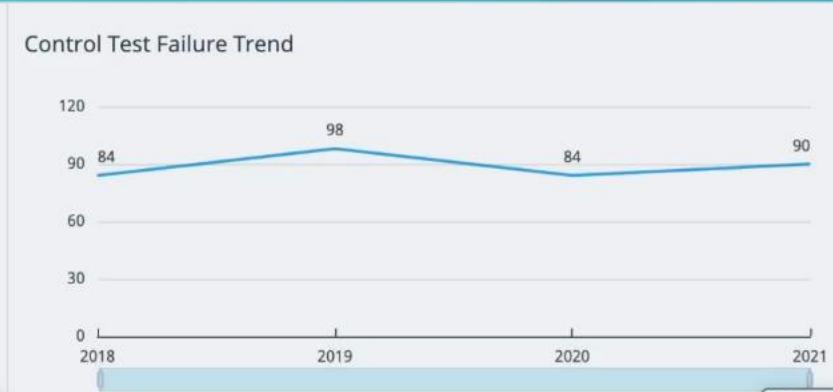
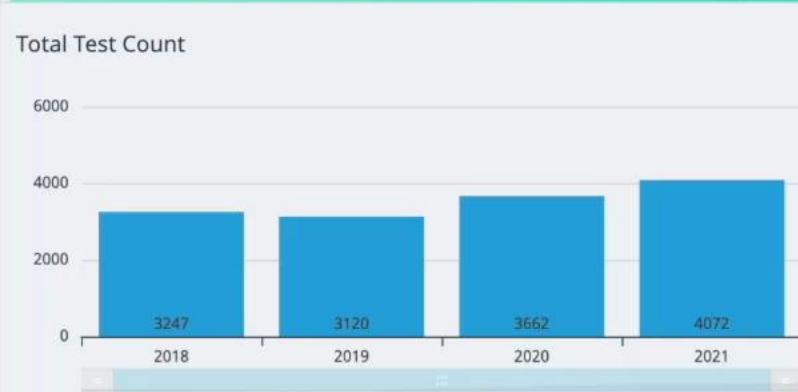


Ask Me Type a question about your data



Summary Optimization Test Strategy

## Analytics



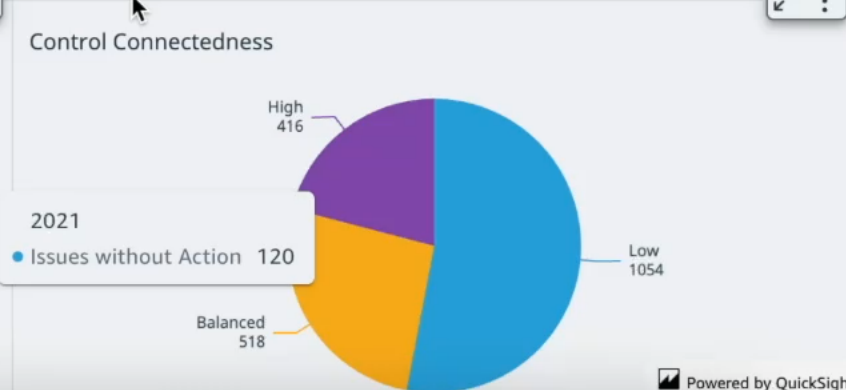
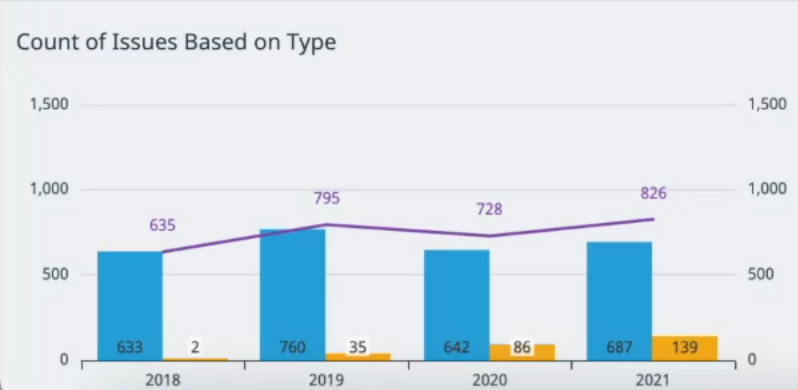
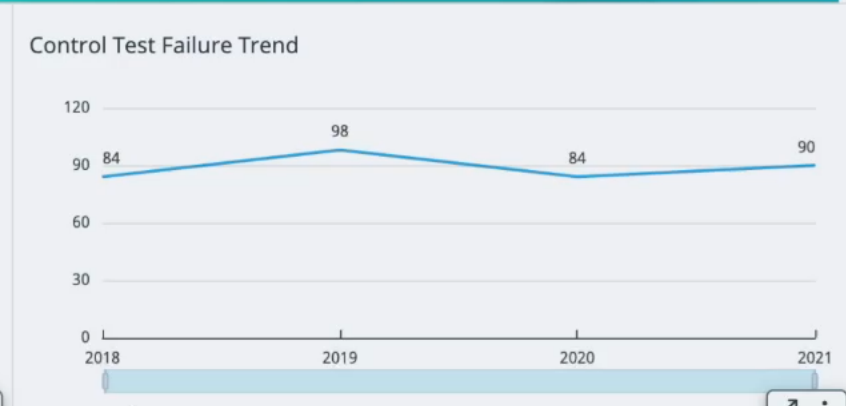
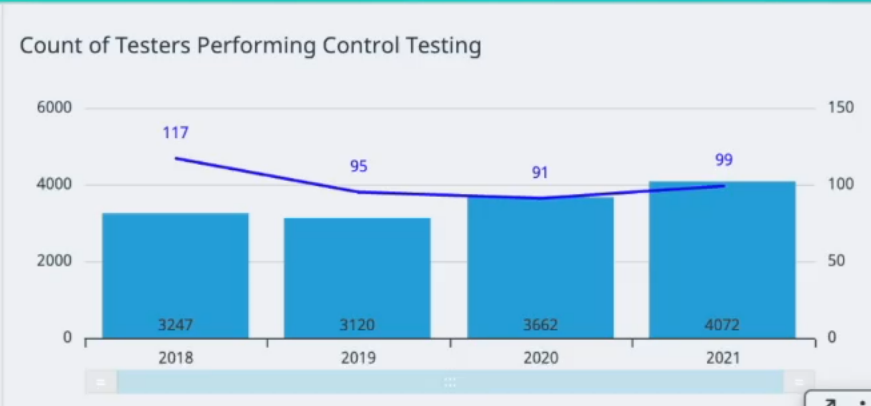
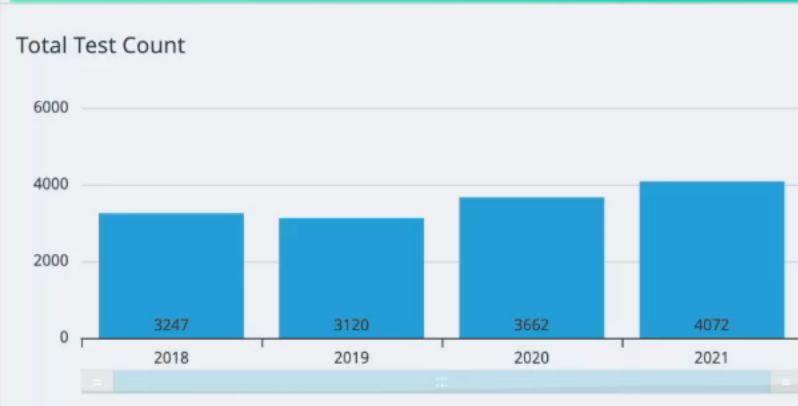
Ask Me Type a question about your data




Summary

Optimization Test Strategy

Analytics





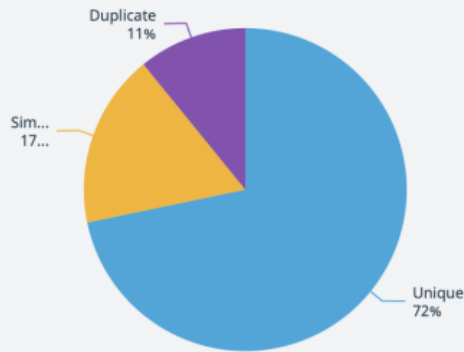
**Identify patterns of redundant  
controls affecting testing  
programs & resource utilization**

Ask Me Type a question about your data

Summary

Controls **Select LoB** All

# Control Canvas



Control Redundancy

**4.68%** Controls are Duplicate within the **Same LoBs** and these Controls were tested **93 Times**

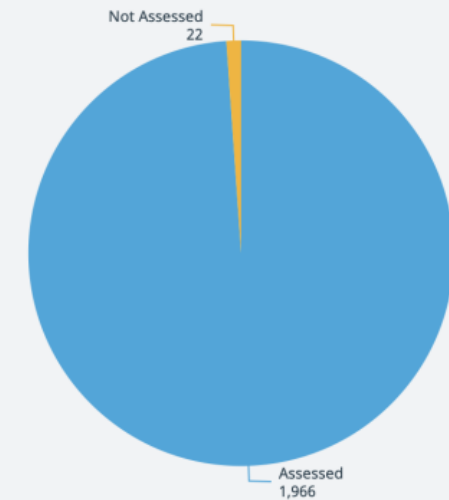
**6.19%** Controls are Duplicate across **Similar Risk Profile LoBs** and these Controls were tested **123 Times**

**13.83%** Controls are Similar within the **Same LoBs** and these Controls were tested **275 Times**

**4.58%** Controls are Similar across **Similar Risk Profile LoBs** and these Controls were tested **91 Times**

**144** Detective/Preventive Category mismatched identified

Control Assessment



Duplicate & Similar Control Theme



|                                       |   |                                 |                               |                           |                           |                 |
|---------------------------------------|---|---------------------------------|-------------------------------|---------------------------|---------------------------|-----------------|
| AML/CTF Response and Monitoring<br>33 | IFDS service report excellent.<br>10              | Yukon records transa...<br>4    | Teams e...<br>2               | Retail lo...<br>2         | Notice f...<br>2          | Indepen...<br>2 |
|                                       | Standardized outsourcing governance frame...<br>6 | IDM reduces nonauto...<br>4     | GORM manages user...<br>2     | CGI for o...<br>2         | Base rate...<br>2         |                 |
|                                       | Define data sharing governance.<br>6              | Valid journal entries a...<br>2 | Estate accruals must ...<br>2 | Comprehensive onb...<br>2 | Analyzing earning...<br>2 |                 |
|                                       | Tsys protects clients' ...<br>2                   | Caybank CA for RCM.<br>2        | <ORG> provides b...<br>2      |                           |                           |                 |

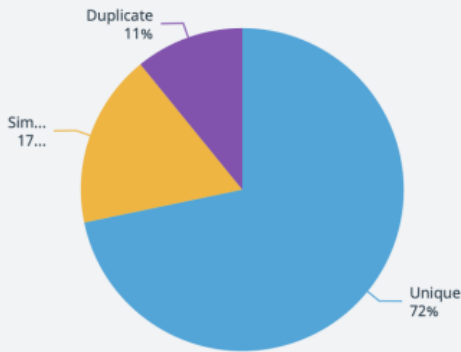


Ask Me Type a question about your data

Summary

Controls **Select LoB** All

# Control Canvas



**4.68%** Controls are Duplicate within the **Same LoBs** and these Controls were tested **93 Times**

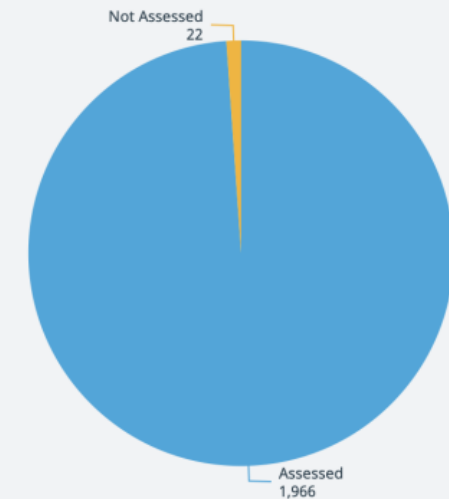
**6.19%** Controls are Duplicate across **Similar Risk Profile LoBs** and these Controls were tested **123 Times**

**13.83%** Controls are Similar within the **Same LoBs** and these Controls were tested **275 Times**

**4.58%** Controls are Similar across **Similar Risk Profile LoBs** and these Controls were tested **91 Times**

**144** Detective/Preventive Category mismatched identified

Control Assessment



Duplicate & Similar Control Theme

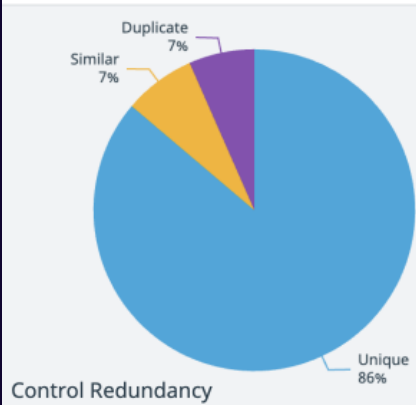
|                                       |   |                                 |                               |                           |                           |                 |
|---------------------------------------|---|---------------------------------|-------------------------------|---------------------------|---------------------------|-----------------|
| AML/CTF Response and Monitoring<br>33 | IFDS service report excellent.<br>10              | Yukon records transa...<br>4    | Teams e...<br>2               | Retail lo...<br>2         | Notice f...<br>2          | Indepen...<br>2 |
|                                       | Standardized outsourcing governance frame...<br>6 | IDM reduces nonauto...<br>4     | GORM manages user...<br>2     | CGI for o...<br>2         | Base rate...<br>2         |                 |
|                                       | Define data sharing governance.<br>6              | Valid journal entries a...<br>2 | Estate accruals must ...<br>2 | Comprehensive onb...<br>2 | Analyzing earning...<br>2 |                 |
|                                       | Tsys protects clients' ...<br>2                   | Caybank CA for RCM.<br>2        | <ORG> provides b...<br>2      |                           |                           |                 |

Ask Me Type a question about your data

Summary

Controls **Select LoB All**

# Control Canvas



**2.11%** Controls are Duplicate within the **Same LoBs** and these Controls were tested **42 Times**

**3.47%** Controls are Similar within the **Same LoBs** and these Controls were tested **69 Times**

**4.48%** Controls are Duplicate across **Similar Risk Profile LoBs** and these Controls were tested **89 Times**

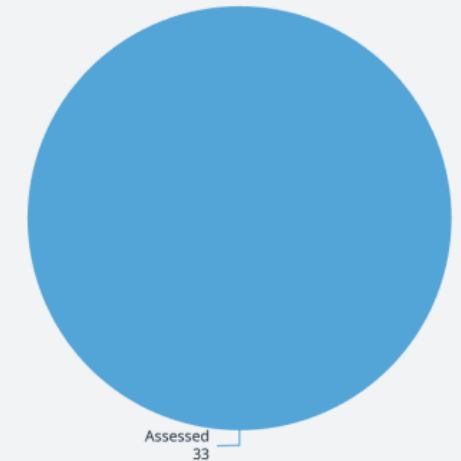
**4.58%** Controls are Similar across **Similar Risk Profile LoBs** and these Controls were tested **91 Times**

**3** Detective/Preventive Category mismatched identified

Control Assessment

Duplicate & Similar Control Theme

|                                       |   |                                 |                                 |                          |                           |                 |
|---------------------------------------|---|---------------------------------|---------------------------------|--------------------------|---------------------------|-----------------|
| AML/CTF Response and Monitoring<br>33 | IFDS service report excellent.<br>10              | Yukon records transa...<br>4    | Teams e...<br>2                 | Retail lo...<br>2        | Notice f...<br>2          | Indepen...<br>2 |
|                                       |   | IDM reduces nonauto...<br>4     | GORM manages user...<br>2       | CGI for o...<br>2        | Base rate...<br>2         |                 |
|                                       | Standardized outsourcing governance frame...<br>6 |                                 | Estate accruals must ...<br>2   |                          |                           |                 |
|                                       |   | Valid journal entries a...<br>2 | Comprehensive onb...<br>2       |                          | Analyzing earning...<br>2 |                 |
|                                       | Define data sharing governance.<br>6              |                                 | Tsys protects clients' ...<br>2 | Caybank CA for RCM.<br>2 |                           |                 |
|                                       |   |                                 |                                 |                          | <ORG> provides b...<br>2  |                 |

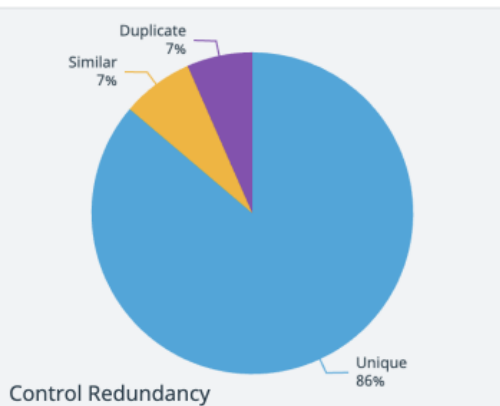


Ask Me Type a question about your data

Summary

Controls [Select LoB All](#)

# Control Canvas



**2.11%** Controls are Duplicate within the **Same LoBs** and these Controls were tested **42 Times**

**3.47%** Controls are Similar within the **Same LoBs** and these Controls were tested **69 Times**

**4.48%** Controls are Duplicate across **Similar Risk Profile LoBs** and these Controls were tested **89 Times**

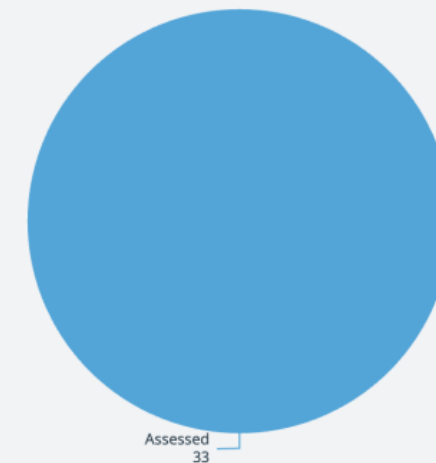
**4.58%** Controls are Similar across **Similar Risk Profile LoBs** and these Controls were tested **91 Times**

**3** Detective/Preventive Category mismatched identified

Control Assessment

Duplicate & Similar Control Theme

|                                       |   |                                 |                           |                           |                   |                 |
|---------------------------------------|---|---------------------------------|---------------------------|---------------------------|-------------------|-----------------|
| AML/CTF Response and Monitoring<br>33 | IFDS service report excellent.<br>10              | Yukon records transa...<br>4    | Teams e...<br>2           | Retail lo...<br>2         | Notice f...<br>2  | Indepen...<br>2 |
|                                       | Standardized outsourcing governance frame...<br>6 | IDM reduces nonauto...<br>4     | GORM manages user...<br>2 | CGI for o...<br>2         | Base rate...<br>2 |                 |
|                                       | Define data sharing governance.<br>6              | Valid journal entries a...<br>2 | Comprehensive onb...<br>2 | Analyzing earning...<br>2 |                   |                 |
|                                       |   | Tsys protects clients' ...<br>2 | Caybank CA for RCM.<br>2  | <ORG> provides b...<br>2  |                   |                 |
|                                       |   |                                 |                           |                           |                   |                 |
|                                       |   |                                 |                           |                           |                   |                 |



# DUPLICATE CONTROLS WITHIN SAME LOB

| Group               | Insight                        | Control ID    | Control Name                                     |
|---------------------|--------------------------------|---------------|--|
| > CTRL- 1100956 (3) |                                |               |  |
| ▼ CTRL-11000553 (2) | Duplicate Controls In Same Org | CTRL-11000553 | Analysis of Service Reports(s) by Auditors<mask> |
|                     | Duplicate Controls In Same Org | CTRL-11000867 | Analysis of Service Reports(s) by Auditors<mask> |
| > CTRL-11000765 (2) |                                |               |  |
| > CTRL-11000572 (3) |                                |               |  |
| > CTRL-11002856 (6) |                                |               |  |
| > CTRL-11001456 (2) |                                |               |  |

Pivot Mode

- Insight
- Control ID
- Control Name
- Control Description
- Testing Frequency
- Due Date
- Test Result
- Duration (Days)

Row Groups

- Primary Control

Σ Values

Drag here to aggregate

Columns

Filters

Total Rows: 91 Selected: 1



# DUPLICATE CONTROLS WITHIN SAME LOB

| Group               | Insight                        | Control ID    | Control Name                                     |
|---------------------|--------------------------------|---------------|--|
| > CTRL- 1100956 (3) |                                |               |  |
| ▼ CTRL-11000553 (2) | Duplicate Controls In Same Org | CTRL-11000553 | Analysis of Service Reports(s) by Auditors<mask> |
|                     | Duplicate Controls In Same Org | CTRL-11000867 | Analysis of Service Reports(s) by Auditors<mask> |
| > CTRL-11000765 (2) |                                |               |  |
| > CTRL-11000572 (3) |                                |               |  |
| > CTRL-11002856 (6) |                                |               |  |
| > CTRL-11001456 (2) |                                |               |  |

Pivot Mode

Search...

- Insight
- Control ID
- Control Name
- Control Description
- Testing Frequency
- Due Date
- Test Result
- Duration (Days)

Row Groups

- Primary Control

Σ Values

Drag here to aggregate

Total Rows: **91** Selected: **1**

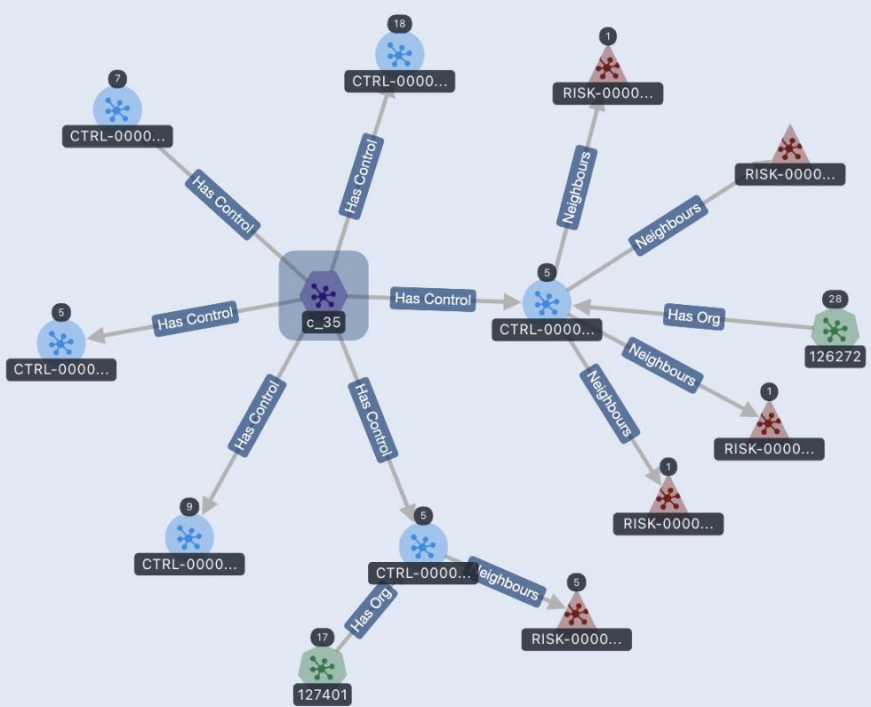
Ask Me Type a question about your data



Summary | Recommendation | Detective/Preventive | Assessed/ Not Assessed | Control Testing | Failed Controls | Controls With Issues

**Graph**

Graph View **Layout**  
Force Directed (F0Cose)



**Details View**

**Theme**  
c\_35

**Neighbors (6)**  
Controls 6

**Properties**  
Node Id  
**c\_35**  
Node Type  
**Theme**  
Id  
**c\_35**  
Name  
**The Anti-Money Laundering (AML) Control Group is a specialized unit within an organization that is dedicated to ensuring compliance with AML laws, regulations, and internal policies.**

Ask Me Type a question about your data

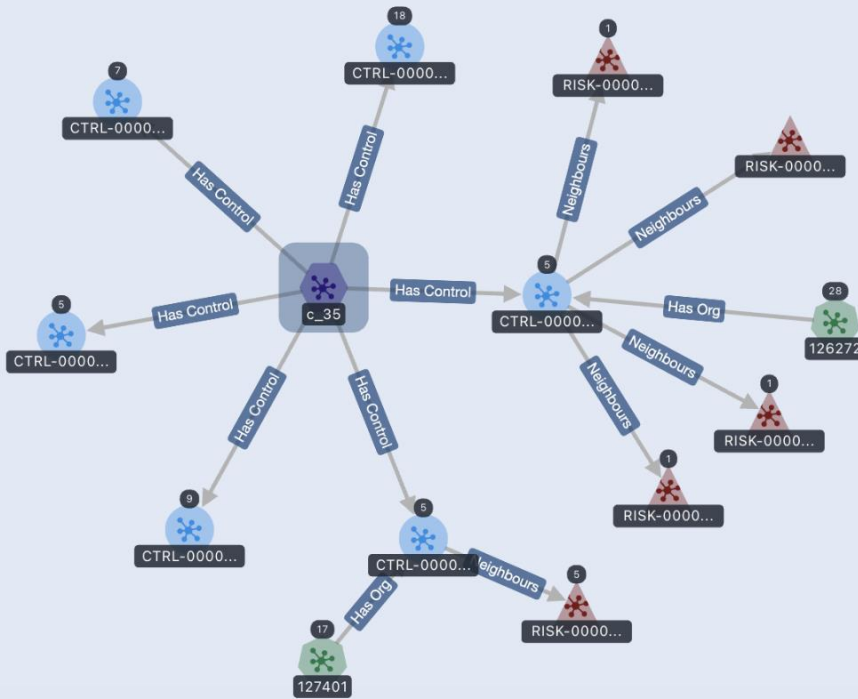


Summary | Recommendation | Detective/Preventive | Assessed/ Not Assessed | Control Testing | Failed Controls | Controls With Issues

**Graph**

Graph View

Layout Force Directed (F0Cose)



Details View

Theme  
c\_35

Neighbors (6)  
Controls 6

Properties  
Node Id c\_35  
Node Type Theme  
Id c\_35  
Name The Anti-Money Laundering (AML) Control Group is a specialized unit within an organization that is dedicated to ensuring compliance with AML laws, regulations, and internal policies.



**Identify recurring **patterns of control weakness** from Issues, Front line observations, Risk Events and Losses**



# Signal Canvas

There are **6,332** Actions linked to a total of **3,511** issues

**There are 3 issues that do not have any GRC Connections**

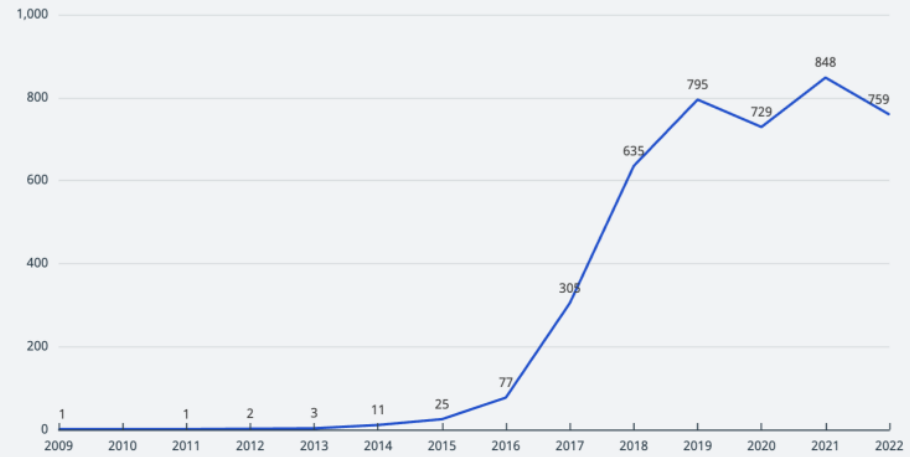
**438** issues do not have any associated actions

Issue Connectedness  
**3,511** issues are linked with

- **3,063** Risks
- **2,292** Processes
- **2,131** Standards
- **705** Controls
- **449** Requirements
- **252** Products
- **20** Organizations

The Total count of issues based on the type are  
**3,232** with the type **Deficiency**  
**274** with the type **Risk Item**

## Trending Issues



**1,528** Actions are recommended for **112** issues, that are without any previous associated actions

**699** control recommendations for **2,806** issues


**83** Risk Recommendations for **474** issues

**269** Duplicate issues are identified

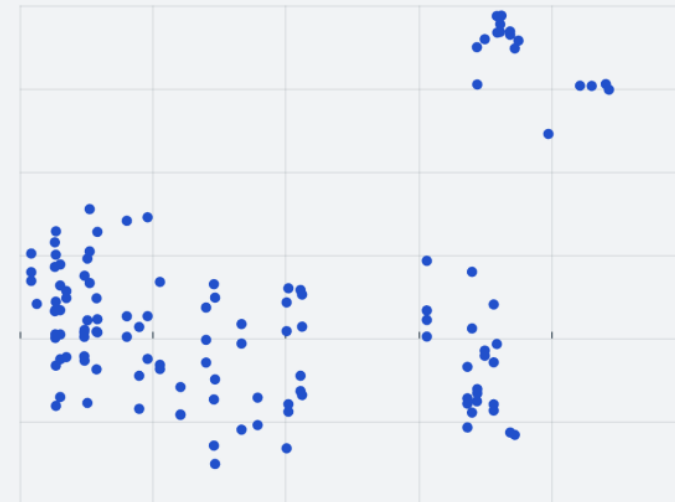
**1,952** Similar issues are identified

## Issue Themes

All



## Issue Context



# Signal Canvas

There are **6,332** Actions linked to a total of **3,511** issues

**There are 3** issues that do not have any GRC Connections

**438** issues do not have any associated actions

Issue Connectedness  
**3,511** issues are linked with

- **3,063** Risks
- **2,292** Processes
- **2,131** Standards
- **705** Controls
- **449** Requirements
- **252** Products
- **20** Organizations

The Total count of issues based on the type are  
**3,232** with the type **Deficiency**  
**274** with the type **Risk Item**

Trending Issues



**1,528** Actions are recommended for **112** issues, that are without any previous associated actions

**699** control recommendations for **2,806** issues


**83** Risk Recommendations for **474** issues

**269** Duplicate issues are identified

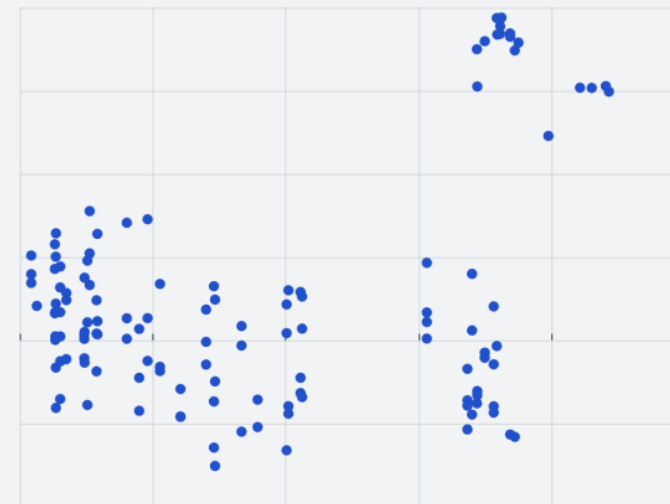
**1,952** Similar issues are identified

Issue Themes

All



Issue Context



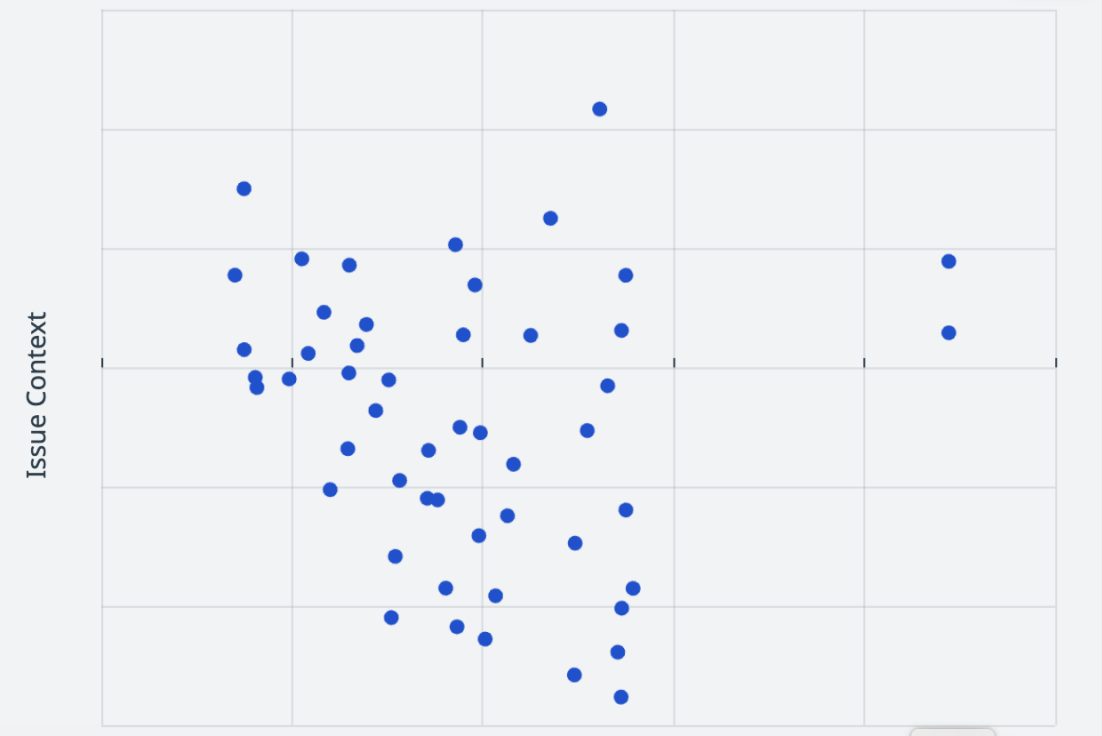
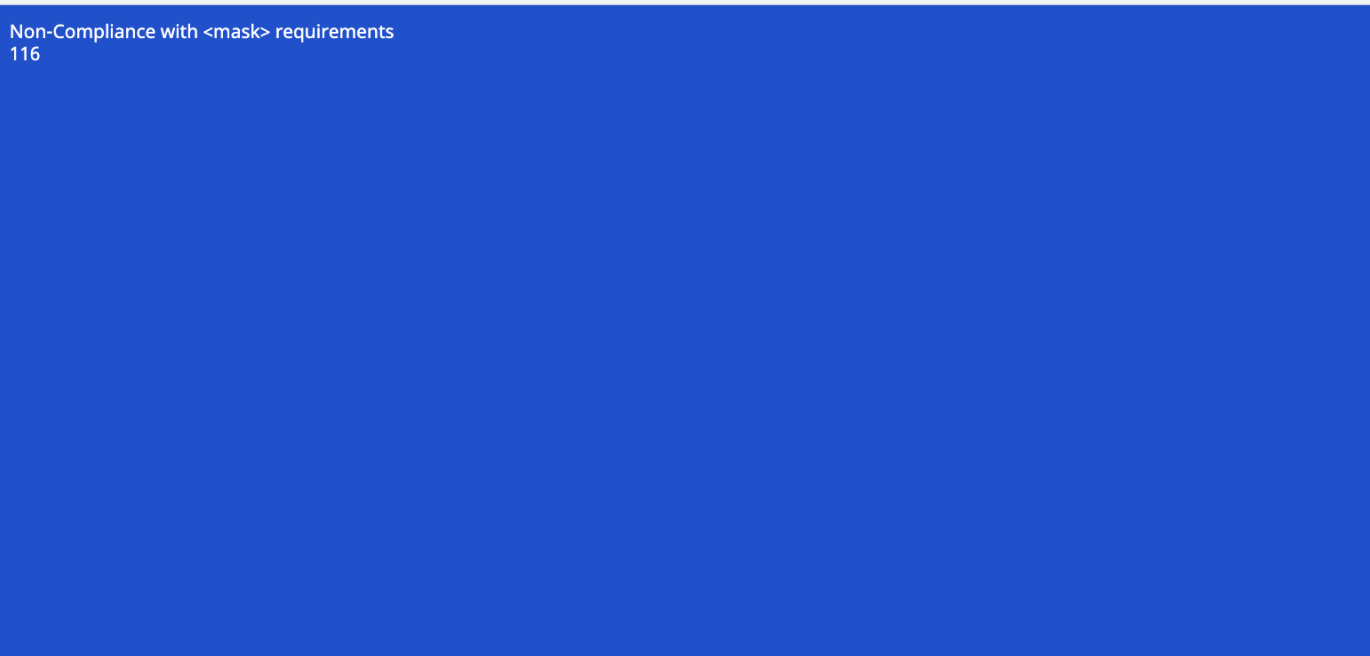
Ask Me ▼ Type a question about your data ⋮ 

Summary | Issue to Actions Mapping | Issues with no Actions | Issue by Type | Issues with no GRC Connections | Issues mapped to GRC Objects | Trending Issues | Action Recommendations | Cont »

Controls | Risk Clusters Level3 ▼

### Signals Themes

Loan fraud <mask> mortgage fraud, Loss or Damage to Asset... ▼



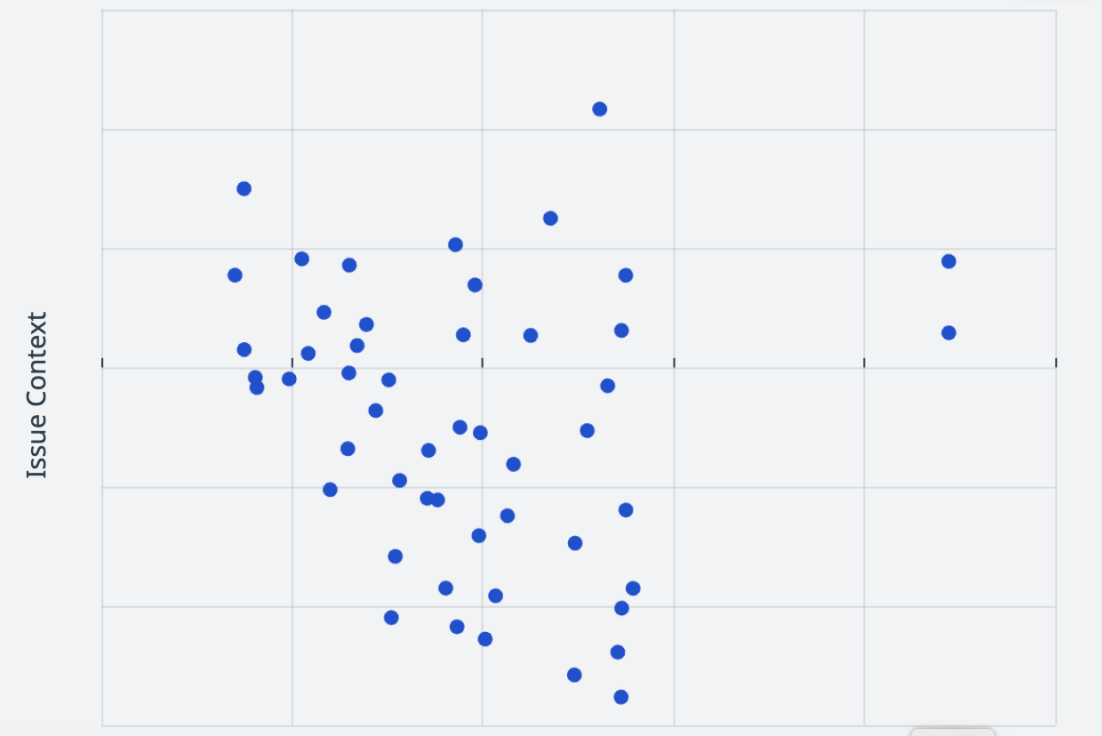
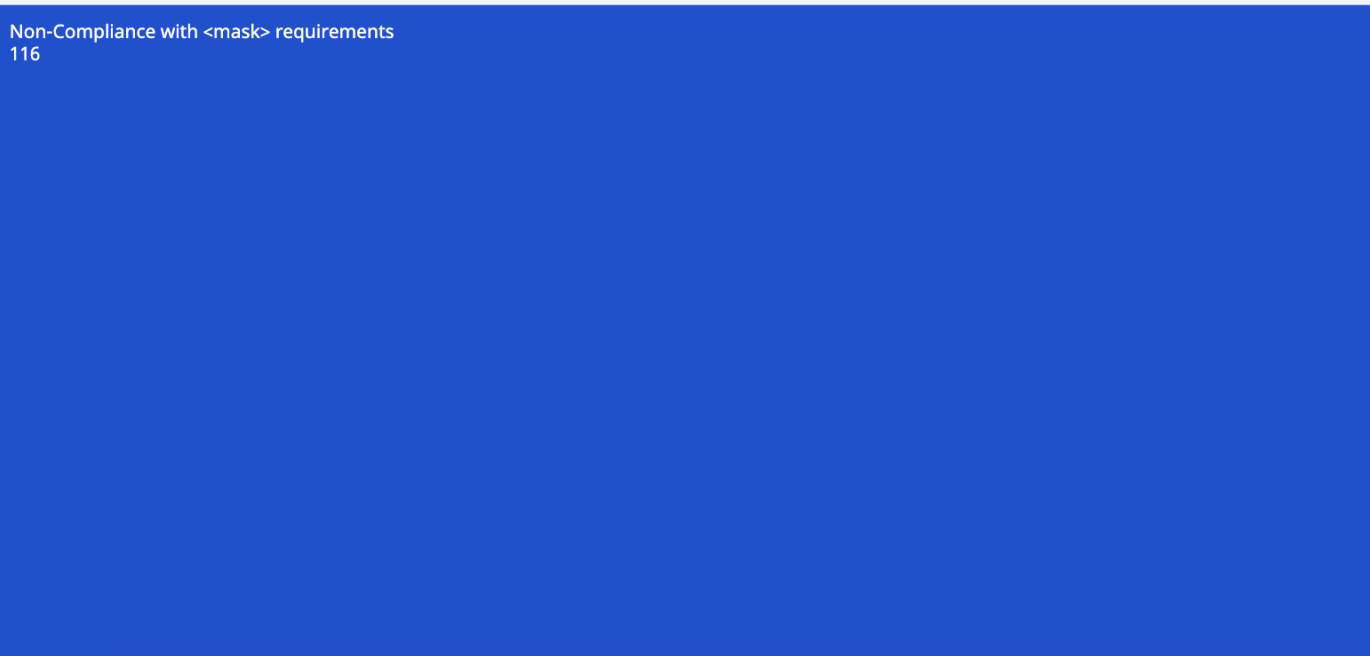
Ask Me ▼ Type a question about your data ⋮ 

Summary | Issue to Actions Mapping | Issues with no Actions | Issue by Type | Issues with no GRC Connections | Issues mapped to GRC Objects | Trending Issues | Action Recommendations | Cont »

Controls | Risk Clusters Level3 ▼

### Signals Themes

Loan fraud <mask> mortgage fraud, Loss or Damage to Asset... ▼



# CONTROL RECOMMENDATIONS

| Group  | <input type="checkbox"/> Issue ID        | Issue Title                                     | Control Name                        | Submit | Issue Description    |
|--|--|---|-------------------------------------|--------|----------------------|
|  |  | <input type="text"/>                            | <input type="text"/>                |        | <input type="text"/> |
| <input checked="" type="checkbox"/> CTRL-00002... (42) | <input type="checkbox"/>                 |   |                                     |        |                      |
|  | <input type="checkbox"/> ISSUE-1100547   | Inadequate risk assessment and identificatio... | Enhanced Risk Assessment and Cus... | Submit | Inadequate risk      |
|  | <input type="checkbox"/> ISSUE-000007... | <DATE_TIME> Reverse Mortgage Complianc...       | <ORG> Flood and Appraisal Proced... | Submit | Three of ** (**%     |
|  | <input type="checkbox"/> ISSUE-000008... | Loan Pricing <mask>-***                         | <ORG> Flood and Appraisal Proced... | Submit | <mask> credit a      |
|  | <input type="checkbox"/> ISSUE-000010... | <DATE_TIME> Residential Construction Com...     | <ORG> Flood and Appraisal Proced... | Submit | Finding: <mask>      |
|  | <input type="checkbox"/> ISSUE-000010... | <DATE_TIME> Residential Construction Com...     | <ORG> Flood and Appraisal Proced... | Submit | Finding: <mask>      |
|  | <input type="checkbox"/> ISSUE-000010... | <DATE_TIME> <mask> <mask> Home Mortg...         | <ORG> Flood and Appraisal Proced... | Submit | Finding: <mask>      |
|  | <input type="checkbox"/> ISSUE-000012... | <DATE_TIME> Flood Compliance - Preferred...     | <ORG> Flood and Appraisal Proced... | Submit | "Finding: <mask      |

Columns

Filters

Total Rows: **2,883**

# CONTROL RECOMMENDATIONS

| Group  | <input type="checkbox"/> Issue ID        | Issue Title                                     | Control Name                        | Submit | Issue Description    |
|--|--|---|-------------------------------------|--------|----------------------|
|  |  | <input type="text"/>                            | <input type="text"/>                |        | <input type="text"/> |
| <input checked="" type="checkbox"/> CTRL-00002... (42) | <input type="checkbox"/>                 |   |                                     |        |                      |
|  | <input type="checkbox"/> ISSUE-1100547   | Inadequate risk assessment and identificatio... | Enhanced Risk Assessment and Cus... | Submit | Inadequate risk      |
|  | <input type="checkbox"/> ISSUE-000007... | <DATE_TIME> Reverse Mortgage Complianc...       | <ORG> Flood and Appraisal Proced... | Submit | Three of ** (**%     |
|  | <input type="checkbox"/> ISSUE-000008... | Loan Pricing <mask>-***                         | <ORG> Flood and Appraisal Proced... | Submit | <mask> credit a      |
|  | <input type="checkbox"/> ISSUE-000010... | <DATE_TIME> Residential Construction Com...     | <ORG> Flood and Appraisal Proced... | Submit | Finding: <mask>      |
|  | <input type="checkbox"/> ISSUE-000010... | <DATE_TIME> Residential Construction Com...     | <ORG> Flood and Appraisal Proced... | Submit | Finding: <mask>      |
|  | <input type="checkbox"/> ISSUE-000010... | <DATE_TIME> <mask> <mask> Home Mortg...         | <ORG> Flood and Appraisal Proced... | Submit | Finding: <mask>      |
|  | <input type="checkbox"/> ISSUE-000012... | <DATE_TIME> Flood Compliance - Preferred...     | <ORG> Flood and Appraisal Proced... | Submit | "Finding: <mask      |

Columns  
Filters

Total Rows: **2,883**





# **Auto-recommend Test Plans based on mined signals**

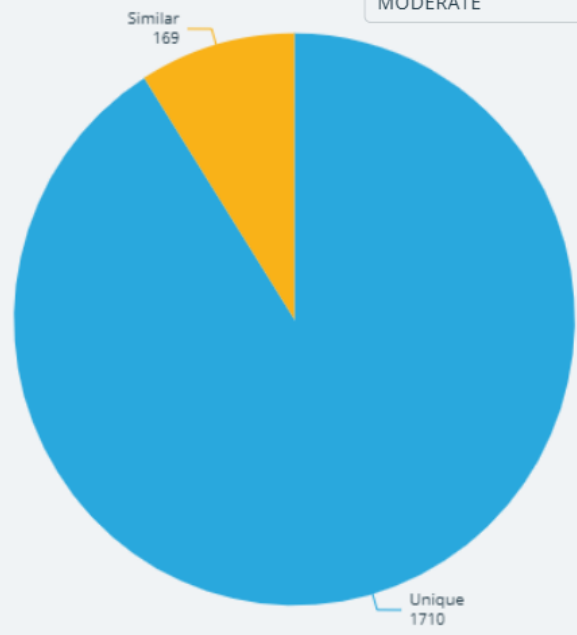
Ask Me ▼ Type a question about your data ⋮

**Summary** Optimization Test Strategy

Control Rationalization

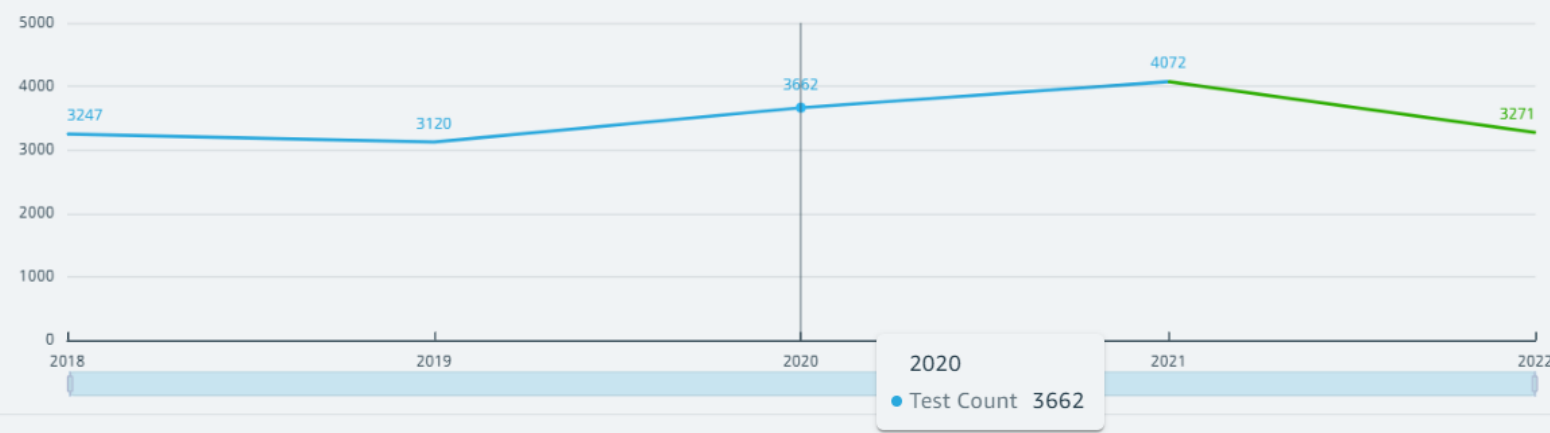
Optimization Strategy

MODERATE ▼



Total Control Count: **1988**  
Post Optimization Control Count: **1795**

Control Test Rationalization



Savings Based on Optimization Strategy

| Rationalization              | Savings                          |
|------------------------------|----------------------------------|
| Control Rationalization      | Est savings \$579000 - \$1158000 |
| Control Test Rationalization | Est savings \$801000 - \$1602000 |

**Total Recurring Annual Savings:**  
**\$1,380,000.00 - \$2,760,000.00**

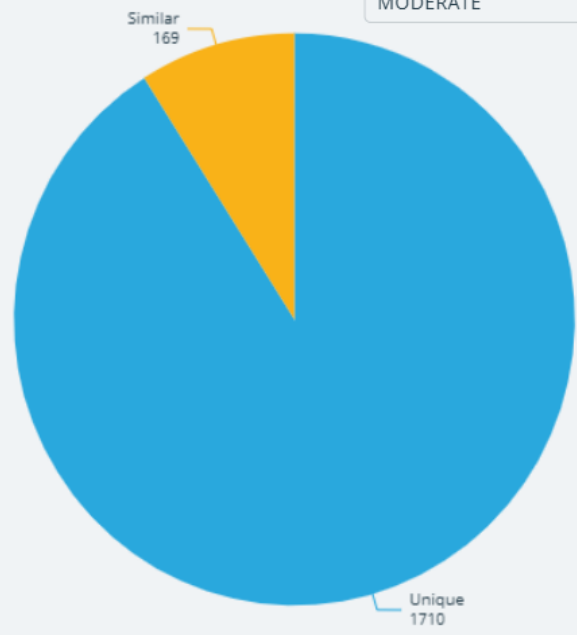
Ask Me ▼ Type a question about your data ⋮

**Summary** Optimization Test Strategy

Control Rationalization

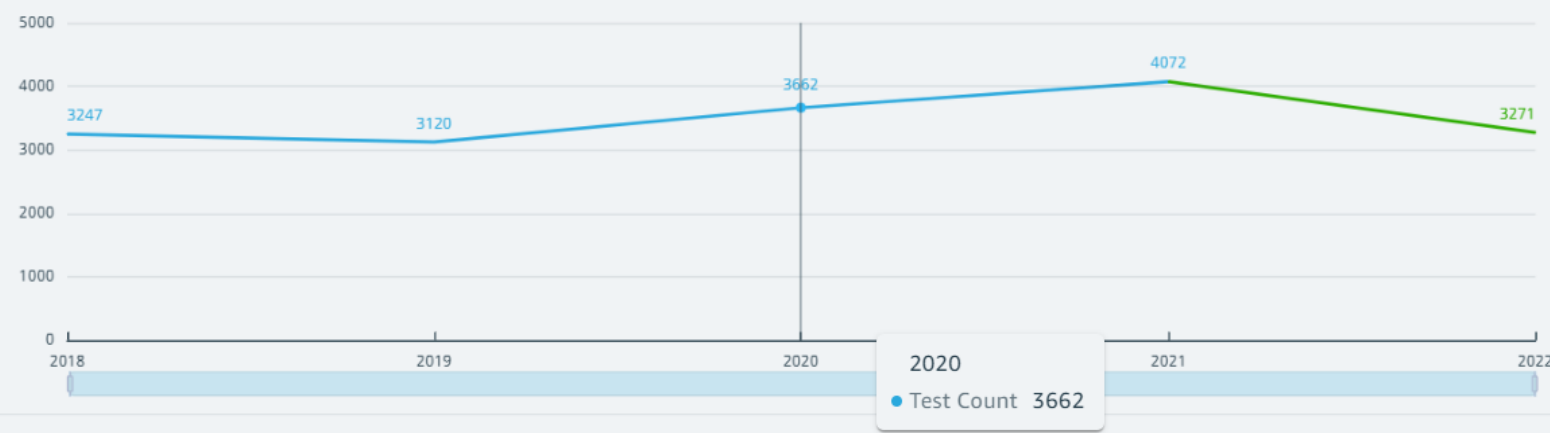
Optimization Strategy

MODERATE ▼



Total Control Count: **1988**  
Post Optimization Control Count: **1795**

Control Test Rationalization



Savings Based on Optimization Strategy

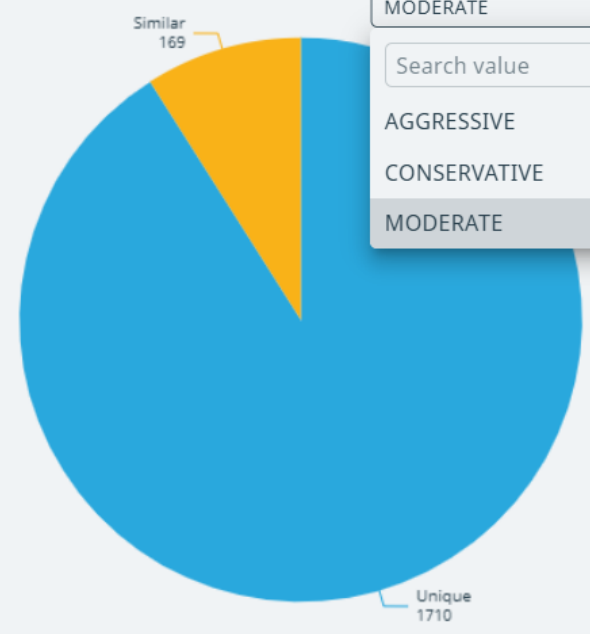
| Rationalization              | Savings                          |
|------------------------------|----------------------------------|
| Control Rationalization      | Est savings \$579000 - \$1158000 |
| Control Test Rationalization | Est savings \$801000 - \$1602000 |

**Total Recurring Annual Savings:**  
**\$1,380,000.00 - \$2,760,000.00**

Ask Me ▼ Type a question about your data ⋮

**Summary** Optimization Test Strategy

Control Rationalization



Total Control Count: **1988**  
Post Optimization Control Count: **1795**

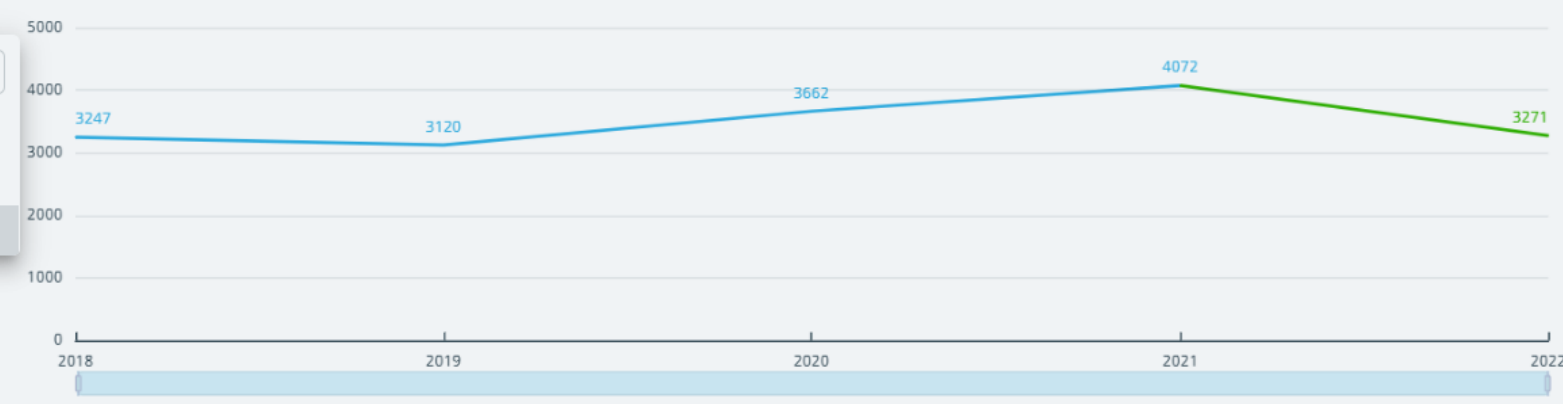
Optimization Strategy

MODERATE ▲

Search value  🔍

- AGGRESSIVE
- CONSERVATIVE
- MODERATE**

Control Test Rationalization



Savings Based on Optimization Strategy

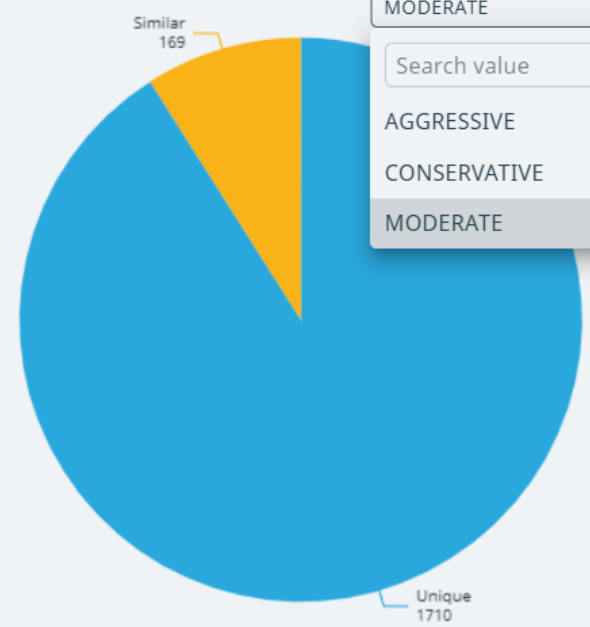
| Rationalization              | Savings                          |
|------------------------------|----------------------------------|
| Control Rationalization      | Est savings \$579000 - \$1158000 |
| Control Test Rationalization | Est savings \$801000 - \$1602000 |

**Total Recurring Annual Savings:**  
**\$1,380,000.00 - \$2,760,000.00**

Ask Me Type a question about your data

Summary Optimization Test Strategy

Control Rationalization



Total Control Count: **1988**  
Post Optimization Control Count: **1795**

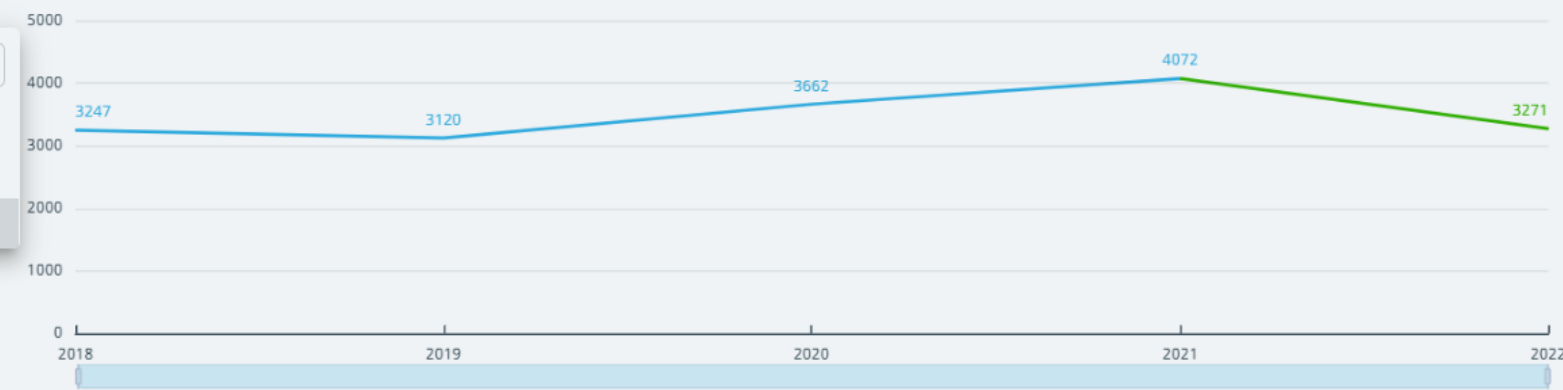
Optimization Strategy

MODERATE

Search value

- AGGRESSIVE
- CONSERVATIVE
- MODERATE

Control Test Rationalization



Savings Based on Optimization Strategy

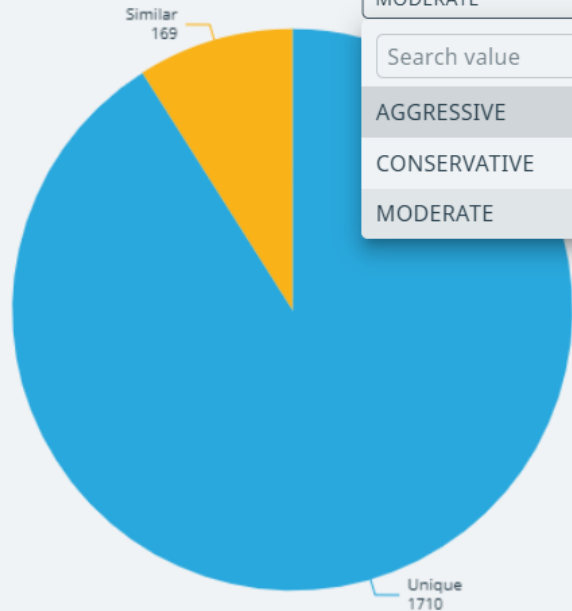
| Rationalization              | Savings                          |
|------------------------------|----------------------------------|
| Control Rationalization      | Est savings \$579000 - \$1158000 |
| Control Test Rationalization | Est savings \$801000 - \$1602000 |

**Total Recurring Annual Savings:**  
**\$1,380,000.00 - \$2,760,000.00**

Ask Me Type a question about your data

Summary Optimization Test Strategy

Control Rationalization



Optimization Strategy

MODERATE

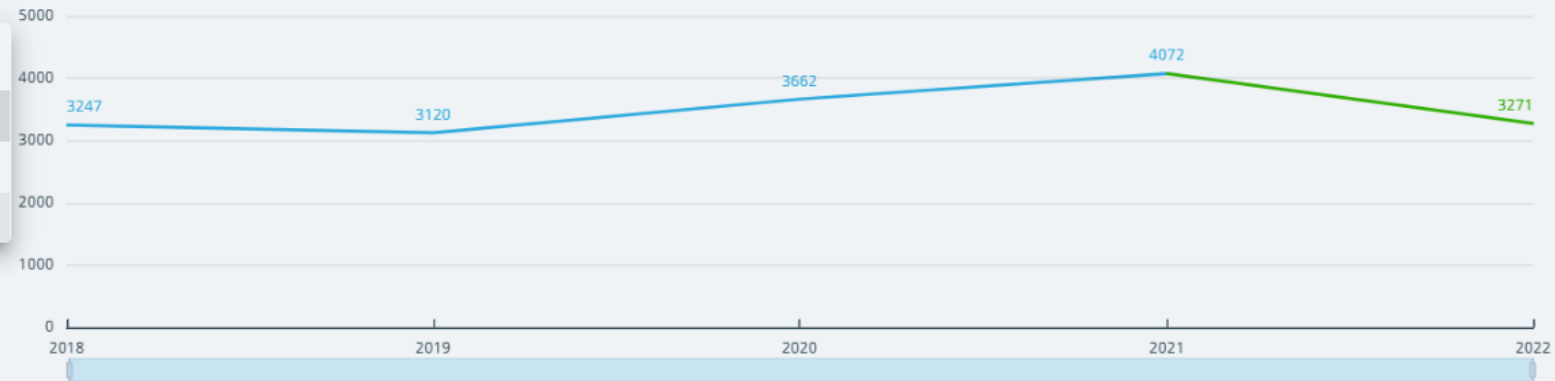
Search value

AGGRESSIVE

CONSERVATIVE

MODERATE

Control Test Rationalization



Savings Based on Optimization Strategy

| Rationalization              | Savings                          |
|------------------------------|----------------------------------|
| Control Rationalization      | Est savings \$579000 - \$1158000 |
| Control Test Rationalization | Est savings \$801000 - \$1602000 |

**Total Recurring Annual Savings:**  
**\$1,380,000.00 - \$2,760,000.00**

Total Control Count: **1988**

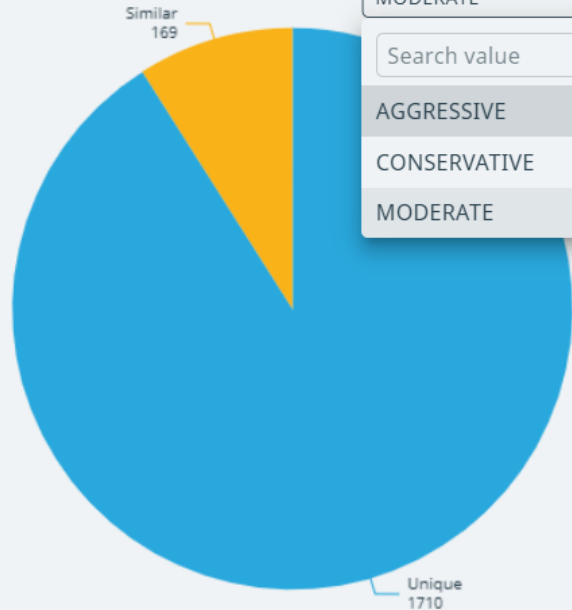
Post Optimization Control Count: **1795**



Ask Me Type a question about your data

Summary Optimization Test Strategy

Control Rationalization



Optimization Strategy

MODERATE

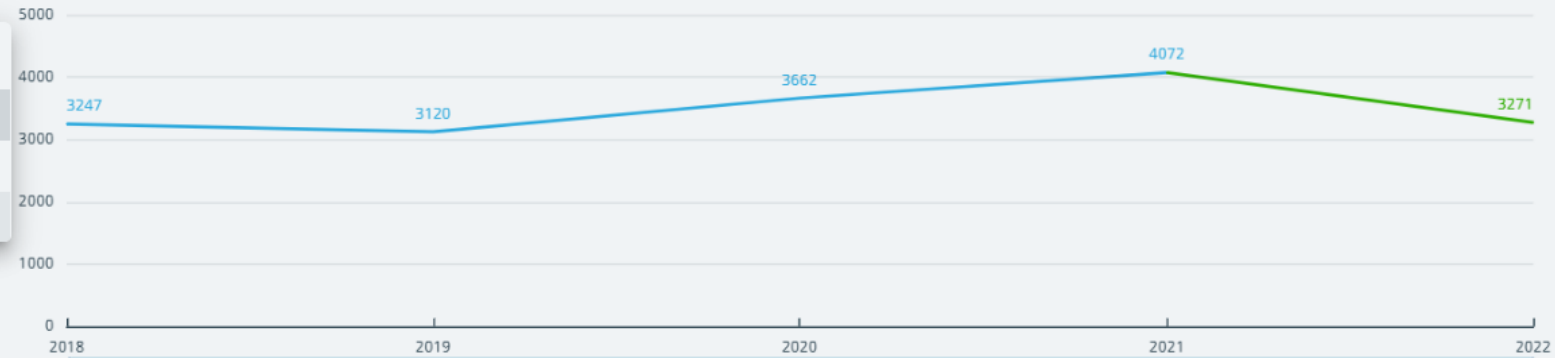
Search value

AGGRESSIVE

CONSERVATIVE

MODERATE

Control Test Rationalization



Total Control Count: **1988**

Post Optimization Control Count: **1795**

Savings Based on Optimization Strategy

| Rationalization              | Savings                          |
|------------------------------|----------------------------------|
| Control Rationalization      | Est savings \$579000 - \$1158000 |
| Control Test Rationalization | Est savings \$801000 - \$1602000 |

**Total Recurring Annual Savings:**  
**\$1,380,000.00 - \$2,760,000.00**

Ask Me Type a question about your data

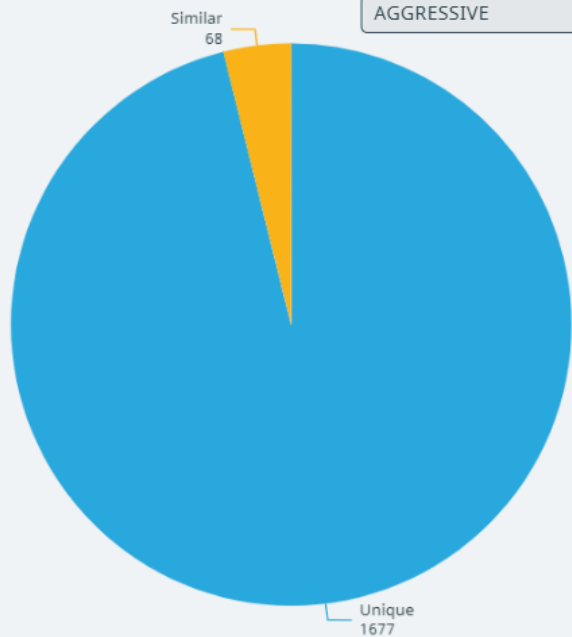


Summary

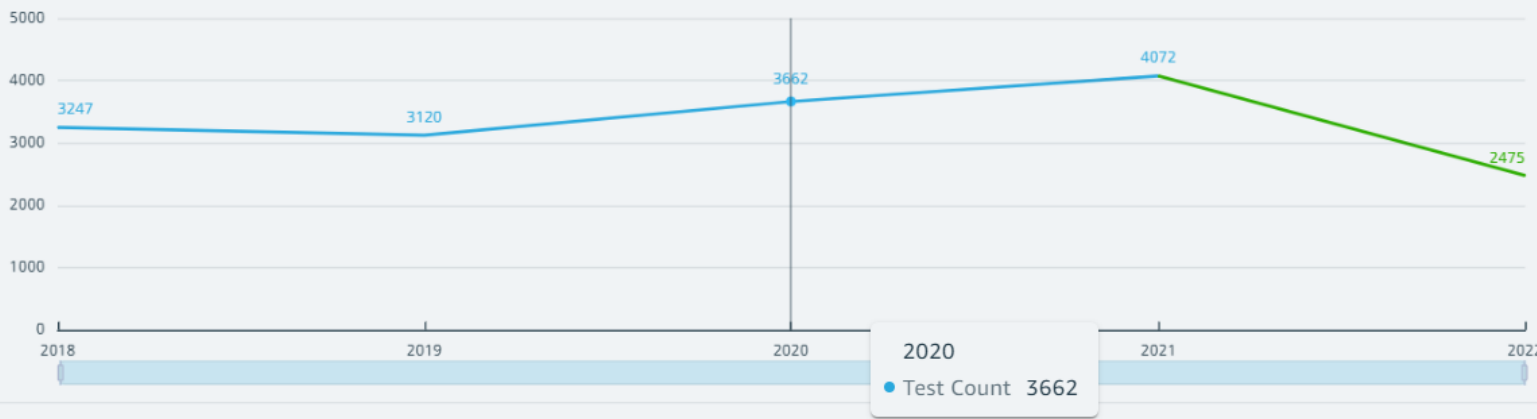
Optimization Test Strategy

Optimization Strategy

AGGRESSIVE



Control Test Rationalization



Savings Based on Optimization Strategy

| Rationalization              | Savings                           |
|------------------------------|-----------------------------------|
| Control Rationalization      | Est savings \$732000 - \$1464000  |
| Control Test Rationalization | Est savings \$1597000 - \$3194000 |

**Total Recurring Annual Savings:  
\$2,329,000.00 - \$4,658,000.00**

Total Control Count: **1988**

Post Optimization Control Count: **1744**

Ask Me Type a question about your data



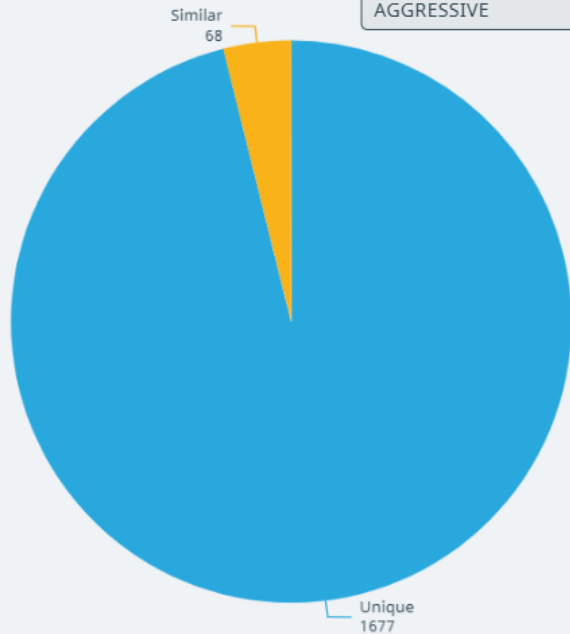
Summary

Optimization Test Strategy

Control Rationalization

Optimization Strategy

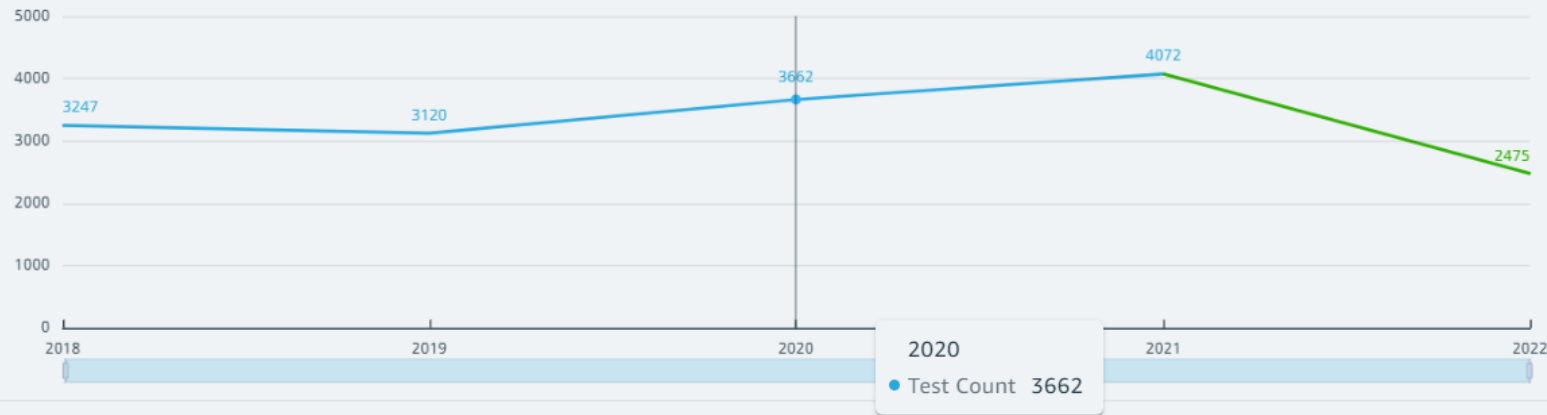
AGGRESSIVE



Total Control Count: **1988**

Post Optimization Control Count: **1744**

Control Test Rationalization



Savings Based on Optimization Strategy

| Rationalization              | Savings                           |
|------------------------------|-----------------------------------|
| Control Rationalization      | Est savings \$732000 - \$1464000  |
| Control Test Rationalization | Est savings \$1597000 - \$3194000 |

**Total Recurring Annual Savings:  
\$2,329,000.00 - \$4,658,000.00**

# TEST PLAN RECOMMENDATIONS

| Group  | Control ID           | Control Name                | Curre...  | Recommendation Ac...      | Action      |
|--|----------------------|-----------------------------|-----------|---------------------------|-------------|
|  | <input type="text"/> | <input type="text"/>        |           | <input type="text"/>      |             |
| <ul style="list-style-type: none"> <li>Personal Banking (3)           <ul style="list-style-type: none"> <li>Re-test (2)</li> </ul> </li> <li>Optimize (1)</li> <li>Mortgages (6)           <ul style="list-style-type: none"> <li>Optimize (6)</li> </ul> </li> </ul> | CTRL-1100178         | Thorough Assessment ...     | Quarterly | Schedule Control Test ... | Take Action |
|  | CTRL-1100124         | Sharing of Information t... | Quarterly | Schedule Control Test ... | Take Action |
|  | CTRL-1100119         | Ongoing Anti-Money L...     | Quarterly | Once in 6 months          | Take Action |

Pivot Mode

**Columns**

- LOB
- Control ID
- Control Name
- Current Test Frequency
- Recommendation Actio
- Recommendation
- Action
- Mode

**Filters**

Row Groups

- LOB
- Recommendation

Σ Values

Drag here to aggregate

Total Rows: 274

# TEST PLAN RECOMMENDATIONS

| Group   | Control ID   | Control Name                | Curre...  | Recommendation Ac...      | Action |
|---|--------------|-----------------------------|-----------|---------------------------|--------|
| <div style="display: flex; justify-content: space-between;"> <div> <input type="text"/> <input type="text"/> <input type="text"/> </div> <div> <input type="text"/> </div> </div>                               |              |                             |           |                           |        |
| <ul style="list-style-type: none"> <li>Personal Banking (3)</li> <li>Re-test (2)</li> <li style="border: 1px solid #0070C0; padding: 2px;">Optimize (1)</li> <li>Mortgages (6)</li> <li>Optimize (6)</li> </ul> | CTRL-1100178 | Thorough Assessment ...     | Quarterly | Schedule Control Test ... |        |
|   | CTRL-1100124 | Sharing of Information t... | Quarterly | Schedule Control Test ... |        |
|   | CTRL-1100119 | Ongoing Anti-Money L...     | Quarterly | Once in 6 months          |        |

Pivot Mode

Search...

Columns

Filters

- LOB
- Control ID
- Control Name
- Current Test Frequency
- Recommendation Actio
- Recommendation
- Action
- Mode

Row Groups

- LOB
- Recommendation

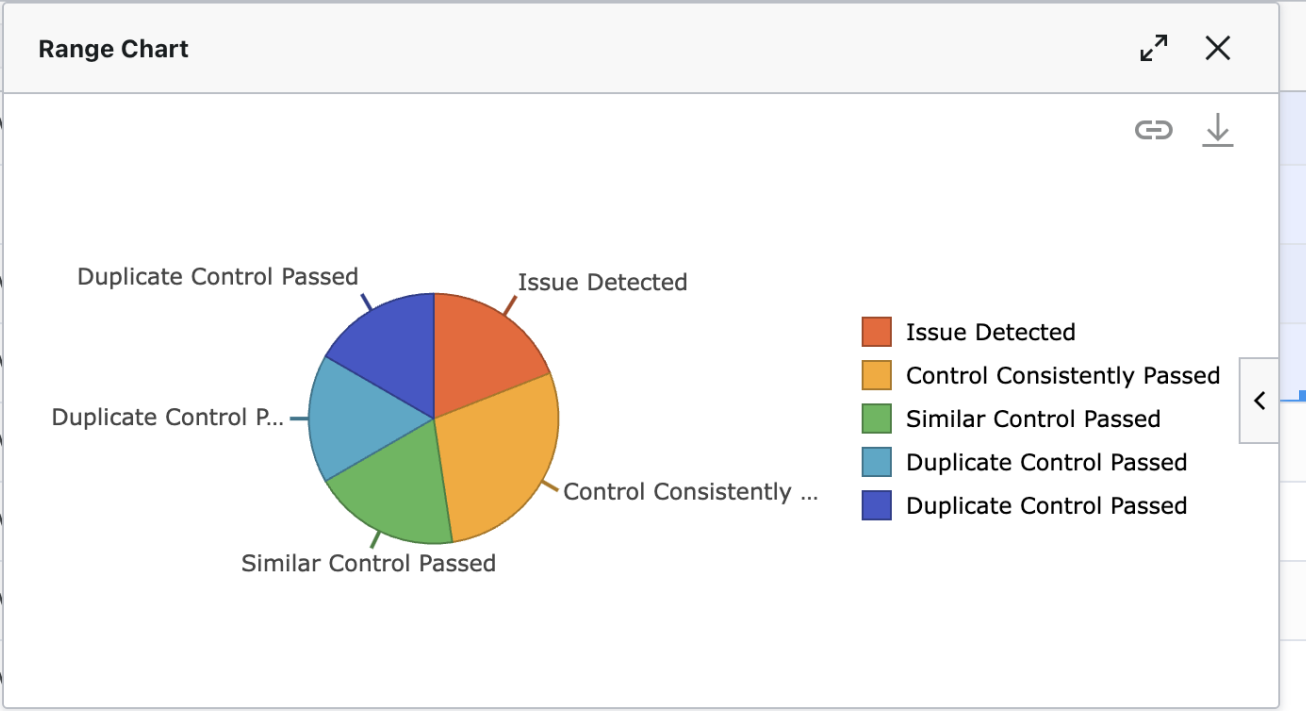
Σ Values

Drag here to aggregate

Total Rows: 274

# TEST PLAN RECOMMENDATIONS

| ation Ac...     | Recommendation | Action      | Mode       | Rationale | Rationale Filter | Control Test Count |
|-----------------|----------------|-------------|------------|-----------|------------------|--------------------|
| onths           | Optimize       | Take Action | CONSERVATI |           |                  |                    |
| ontrol Test ... | Re-test        | Take Action | MODERATE   |           |                  |                    |
| onths           | Optimize       | Take Action | CONSERVATI |           |                  |                    |
| onths           | Optimize       | Take Action | CONSERVATI |           |                  |                    |
| onths           | Optimize       | Take Action | CONSERVATI |           |                  |                    |
| ontrol Test ... | Re-test        | Take Action | CONSERVATI |           |                  |                    |
| onths           | Optimize       | Take Action | CONSERVATI |           |                  |                    |
| ontrol Test ... | Re-test        | Take Action | CONSERVATI |           |                  |                    |



Total Rows: 274



# TEST PLAN RECOMMENDATIONS


| ation Ac...     | Recommendation | Action      | Mode       | Rationale  | Rationale Filter | Control Test Count |
|-----------------|----------------|-------------|------------|--|------------------|--------------------|
| onths           | Optimize       | Take Action | CONSERVATI | <p>Range Chart</p> <p>Duplicate Control Passed</p> <p>Issue Detected</p> <p>Duplicate Control P...</p> <p>Control Consistently ...</p> <p>Similar Control Passed</p> <ul style="list-style-type: none"> <li>Issue Detected</li> <li>Control Consistently Passed</li> <li>Similar Control Passed</li> <li>Duplicate Control Passed</li> <li>Duplicate Control Passed</li> </ul> |                  |                    |
| ontrol Test ... | Re-test        | Take Action | MODERATE   |  |                  |                    |
| onths           | Optimize       | Take Action | CONSERVATI |  |                  |                    |
| onths           | Optimize       | Take Action | CONSERVATI |  |                  |                    |
| onths           | Optimize       | Take Action | CONSERVATI |  |                  |                    |
| ontrol Test ... | Re-test        | Take Action | CONSERVATI |  |                  |                    |
| onths           | Optimize       | Take Action | CONSERVATI |  |                  |                    |
| ontrol Test ... | Re-test        | Take Action | CONSERVATI |  |                  |                    |
|                 | Optimize       | Take Action |            |  |                  |                    |
|                 | Re-test        | Take Action |            |  |                  |                    |

Total Rows: 274


Ask Me Type a question about your data

Configuration

Control Performance



Performance History




Risk Rating




Associated Library Updates


Signal Management



Issues / Frontline Observations




Risk Events




Internal / External losses


Network Intelligence



Performance History Of Similar Controls



LoBs With Similar Risk Profiles




Regulatory Changes


Ask Me Type a question about your data

Configuration

Control Performance



Performance History




Risk Rating




Associated Library Updates

Signal Management



Issues / Frontline Observations




Risk Events




Internal / External losses

Network Intelligence



Performance History Of Similar Controls



LoBs With Similar Risk Profiles



Regulatory Changes


Ask Me Type a question about your data

Configuration

Control Performance



Signal Management



Network Intelligence




Ask Me Type a question about your data

Configuration

Control Performance



Signal Management



Network Intelligence





**Before**

**3,000+**

Controls

**3,000+**

Issues

**5,000+**

Control Tests Per Year



**After**

**2,000+**

Controls

**2,000+**

Issues


**3,000+**

Control Tests Per Year



**20% - 40%**

Reduction in Controls,  
Tests and Costs



**Identify duplicate  
controls,** control tests,  
un-mapped controls



Spot **under-testing and over  
testing** of controls and  
**automatically suggest tests**







# Enhanced Low-Code / No-Code GRC Cloud Platform

# 10X faster upgrades, deployment and change management

## Low-Code



### Rapid-Application Extensions

Groovy-based GRC Domain-Specific Language, Emery workflows, Business rules



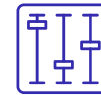
### Upgrade-Safe

Customer-specific configurations retained to ensure faster and easier upgrades



IT Admin

## No-Code



### Application Personalization & Configuration

Infocenters, reports, dashboards, templates to personalize user experiences



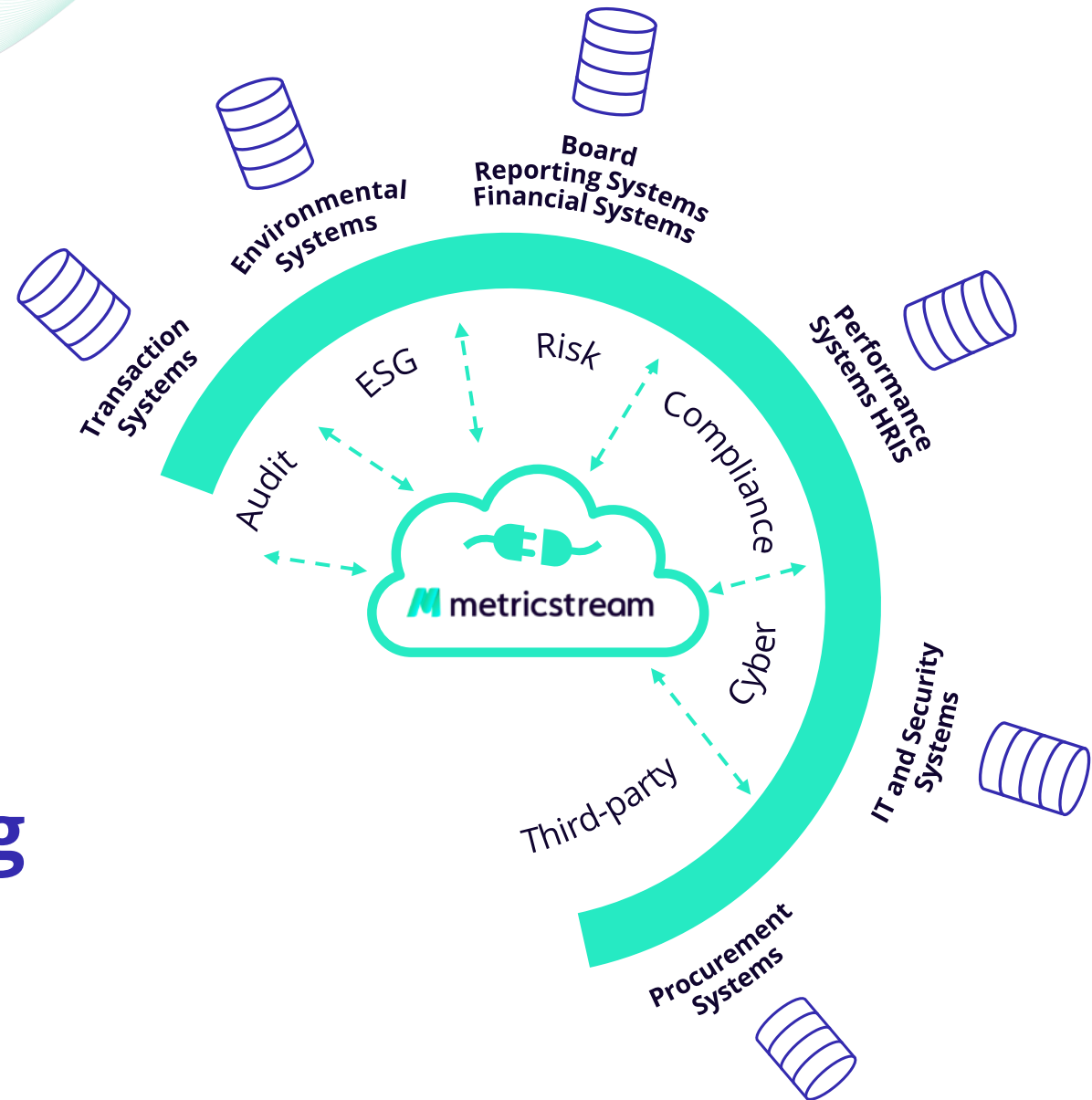
### Easily Integrate, Export & Import Data

GRC APIs, Simple data upload utilities, Content Integration Service



Business Admin

# 200+ GRC APIs to Seamlessly Connect with Your Ecosystem for Monitoring, Assessments & Testing

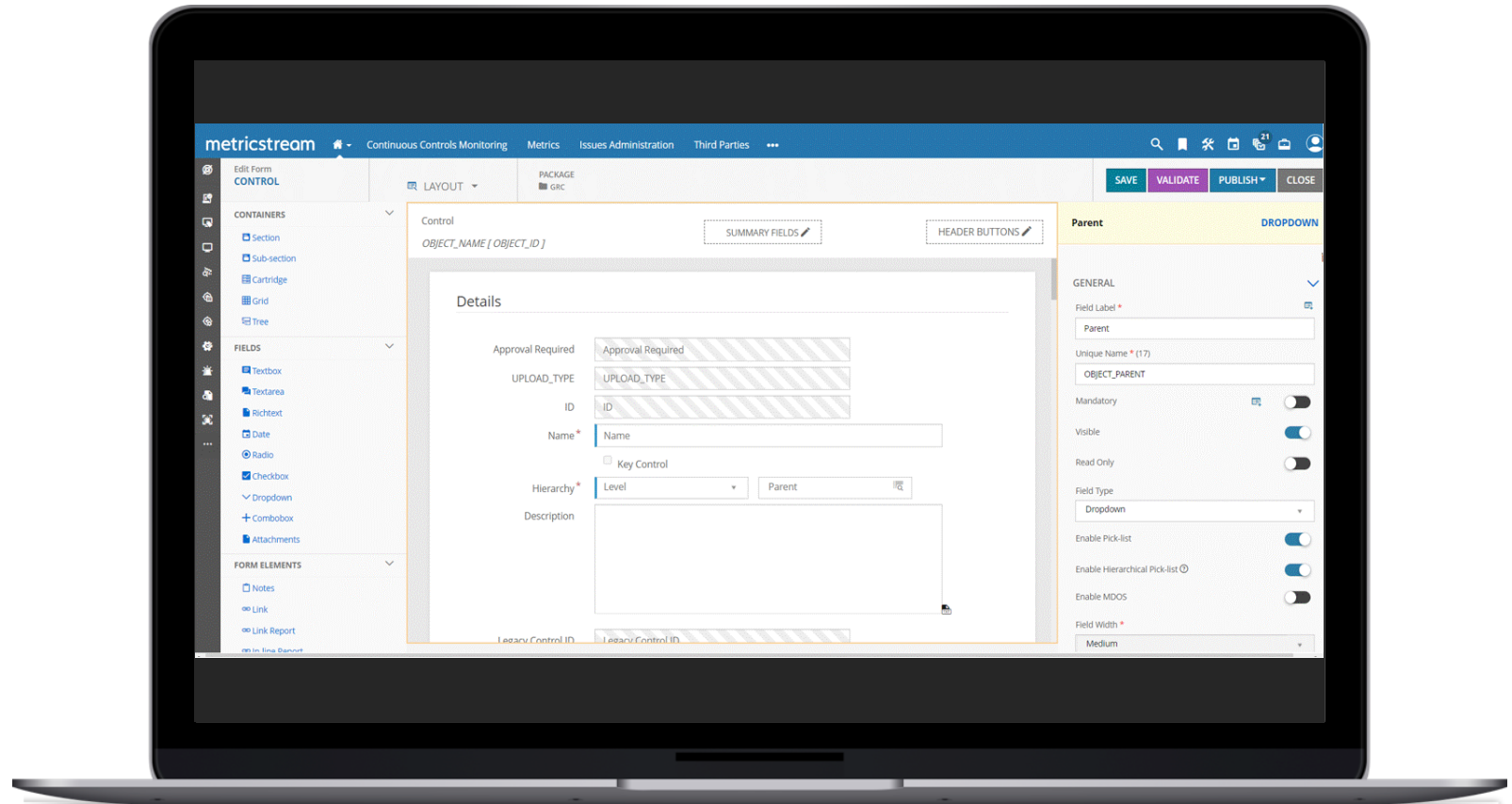


↑ **Faster Citizen Development**

↑ **Ease of Integration**

↓ **Cost of Upgrades**

↓ **Lines of code to maintain & upgrade**



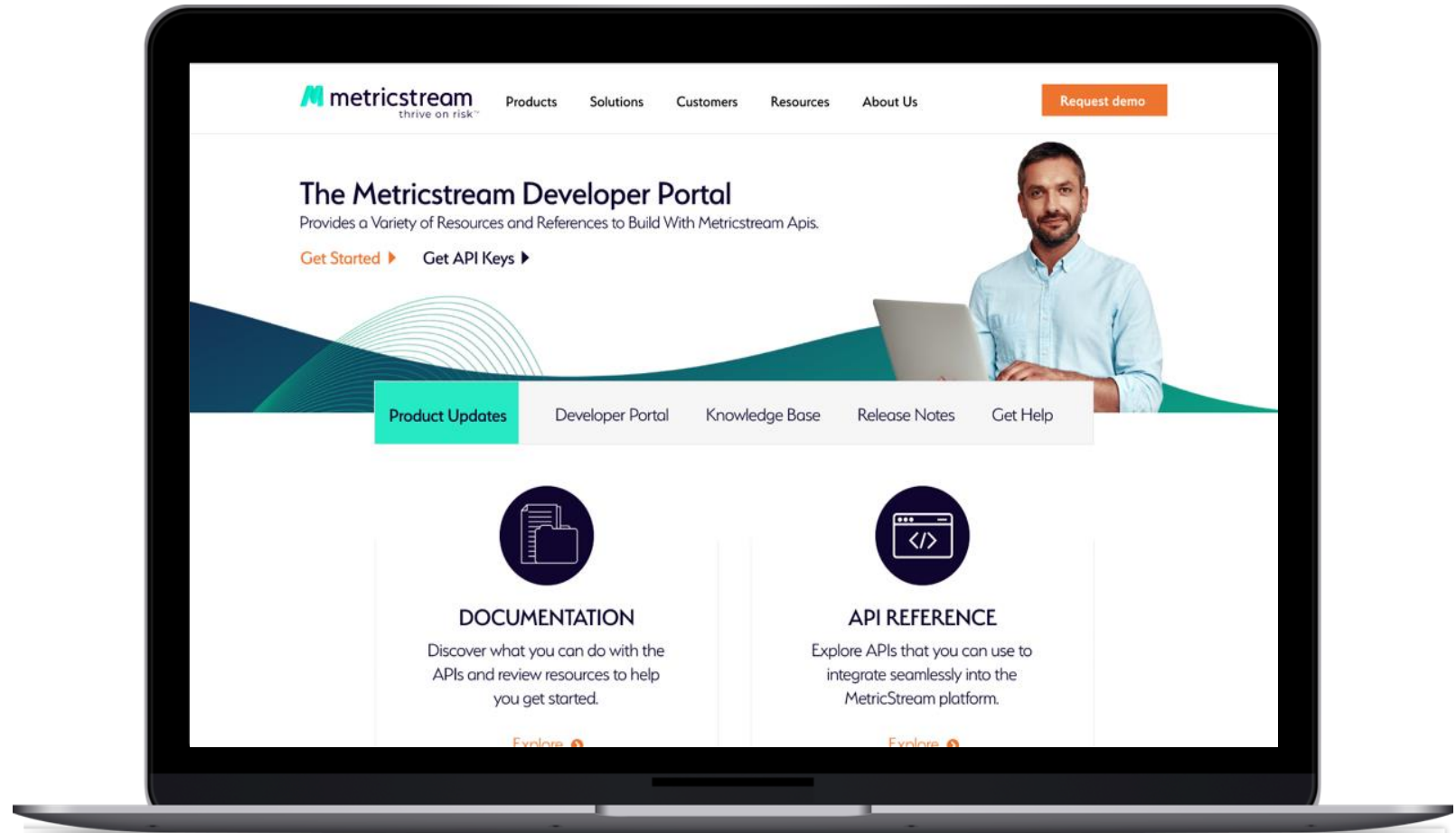
# Easily Learn to Build & Configure GRC Applications

## Community

- Users
- Customers
- Partners / Developers

## Learning Materials

- Documentation
- API Reference Guides
- Videos
- Use Case Documents



# Revolutionary GRC User Centric Experience



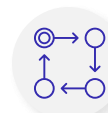
Full UI Framework uplift and 100+ journey level tweaks on a state of the art **React + D3 framework**



Explore & analyze data with **enhanced reporting & visualization**



Ease the adoption journey through **personalization**



Ramp up productivity with the new **simplified user journeys**





**GRC**

SUMMIT 2023

MIAMI, JUNE 14 & 15

Hosted by MetricStream

EXPERIENCE  
the Power of Connection

**Thank You**